

# South Dakota Department of Social Services

---

Medicaid P&T Committee Meeting

June 28, 2013

**DSS**   
**Strong Families - South Dakota's Foundation and Our Future**



**DEPARTMENT OF SOCIAL SERVICES**

MEDICAL SERVICES  
700 Governors Drive  
Pierre, South Dakota 57501-2291  
(605) 773-3495  
FAX (605) 773-5246

**SOUTH DAKOTA  
MEDICAID P&T COMMITTEE MEETING  
AGENDA**

**Friday, June 28, 2013  
1:00 – 3:00 PM**

**DDN Locations:  
Sioux Falls  
University Center  
Room FADM253  
4801 North Career Avenue**

**Pierre  
Capitol Building  
DDN Room A  
500 E Capitol**

**Rapid City  
Dept of Human Services  
111A New York St**

**Call to Order**

**Approval of Minutes of Previous Meeting**

**Prior Authorization Update**

**Review of Top 15 Therapeutic Categories/Top 25 Drugs**

**Review of Drug Spend**

**Old Business  
Opiate Agonists**

**New Business  
Proton Pump Inhibitors  
Sedative/Hypnotics  
Onmel  
Giazo  
Delzicol  
Diclegis**

**Oral Presentations and Comments by Manufacturers' Representatives**

**Next Meeting Date/Adjournment**

**Minutes of the March 8, 2013  
Pharmacy & Therapeutics (P&T) Committee Meeting  
SD Department of Social Services, Medical Services Division**

**Members present**

Debra Farver, PharmD; Timothy Soundy, MD; Bill Ladwig, RPh; Mikel Holland, MD; Kelly Oehlke, PharmD; Lenny Petrick, PharmD; Dana Darger, RPh; James Engelbrecht, MD

**Members absent**

Rick Holm, MD; Michelle Baack, MD

**DSS staff present**

Mike Jockheck, RPh; Ann Schwartz, Dep. Director of Medical Services; Kirby Stone, Director of Medical Services

**HID staff present**

Candace Rieth, PharmD

**Administrative Business**

The P&T meeting was called to order by D. Darger at approximately 1:00pm. The minutes of the December 14, 2012 meeting were presented. D. Farver made a motion to approve. K. Oehlke seconded the motion. The motion was approved unanimously.

**Prior Authorization Update and Statistics**

C. Rieth presented an overview of the prior authorization (PA) activity for January 2013. There were a total of 3,198 PAs processed in the month of January, with 98.91% of those requests responded to in less than 8 hours. There were 2,527 (79%) requests received electronically and 671 (21%) requests received by fax.

**Analysis of the Top 15 Therapeutic Classes**

C. Rieth reviewed the Top 15 Therapeutic Classes by total cost of claims from 10/01/2012 – 12/31/2012. The top five classes were antipsychotics, respiratory and CNS stimulants, amphetamines, central nervous system agents misc., and corticosteroids (respiratory tract). The top 15 therapeutic classes make up 37.69% of total claims. C. Rieth also reviewed the top 25 drugs based on total claims cost and number of claims. The top 25 drugs by claims cost make up 13.20% of total claims. After reviewing the reports, the committee requested that PPIs be discussed at the next meeting.

**Genitourinary Smooth Muscle Relaxants Second Review**

C. Rieth reviewed genitourinary smooth muscle relaxant (GSM) clinical information and utilization at the December meeting and a motion was made and approved to develop a prior authorization form and criteria. The committee reviewed the form and criteria presented. There was no public comment. A motion was made by B. Ladwig to approve the GSM form and criteria. D. Farver seconded the motion. The motion was approved.

**Xeljanz Review**

C. Rieth reviewed Xeljanz clinical information at the December meeting and a motion was made and approved to develop a prior authorization form and criteria. The committee reviewed the form and criteria presented. There was no public comment. A motion was made by J. Engelbrecht to approve the Xeljanz form and criteria. T. Soundy seconded the motion. The motion was approved.

### **Prior Authorization Forms and Criteria Annual Review**

C. Rieth reviewed all of the current prior authorization forms and criteria. Changes made include:

1. Ambien CR-bring back a review on the sedative/hypnotic class including the new dosing guidelines based on gender.
2. Head Lice Medication-add agents that require prior authorization to the form.
3. Targeted Immunomodulators-change the form name to DMARDs

B. Ladwig made a motion to make the listed changes to the prior authorization forms. J. Englebrecht seconded the motion. The motion was approved.

### **Medications used to treat ADHD Review**

C. Rieth reviewed agents used to treat ADHD clinical information and utilization. A suggestion was made to refer this topic to the DUR committee. The P&T committee agreed to table the ADHD topic, at this time.

### **Juxtapid Review**

C. Rieth reviewed Juxtapid clinical information. The P&T committee tabled this topic.

### **Gattex Review**

C. Rieth reviewed Gattex clinical information. The P&T committee requested that Gattex be reviewed in one year.

### **Opiates Review**

C. Rieth reviewed opiate clinical information and utilization. The P&T committee requested more data be provided at the June meeting.

The next meeting date is scheduled for June 28, 2013. A motion was made by D. Farver to adjourn the SD Medicaid P&T meeting. K. Oehlke seconded the motion. Motion passed unanimously and the meeting was adjourned.



**South Dakota Medicaid  
Monthly Prior Authorization Report  
May 1, 2013 – May 31, 2013**

**Time Ratio**

Total PAs	Response Under 8 Hours	Response Over 8 Hours	% Under 8 Hours	% Over 8 Hours
2,513	2,501	12	99.52%	0.48%

**By Form Type**

Form Type	Description	Approve	Deny
ADP	Antidepressant	124	217
ALT	Altabax	0	1
AMB	Ambien CR	5	18
ANT	Antihistamines	5	53
APS	Antipsychotic	245	258
ARB	ARBS	7	8
COA	Oral Anticoagulants	6	5
DAW	Dispense As Written	5	16
FUN	Antifungals	0	4
GRH	Growth Hormone	3	4
HEP	Hepatitis Meds	3	1
HLM	Head Lice Medication	4	35
LID	Lidoderm	2	105
MAX	Max Units Override	64	654
NAR	Name Brand Narcotics	1	2
NUC	Opioids	2	18
ONF	Onfi	1	1
OPH	Ophthalmic Antihistamines	1	54
PPI	Proton Pump Inhibitors	36	124
STE	Nasal Steroids	30	146
STI	Stimulants	3	8
SUB	Suboxone/Subutex	2	2
TIM	Targeted Immune Modulators	12	8
TOP	Topical Acne Agents	25	85
TRP	Triptans	10	49
ULT	Ultram ER	2	8
VUS	Vusion	0	1
XIF	Xifaxan	4	19
XOI	Xanthine Oxidase Inhibitor	1	3
XOL	Xolair	2	1
Totals		605	1908

**South Dakota Medicaid  
Monthly Prior Authorization Report  
May 1, 2013 – May 31, 2013**

**By Request Type**

05/01/13 - 05/31/13	# of Requests	Electronic Requests		Faxed Requests	
		#	%	#	%
<b>Prior Authorizations:</b>					
Antidepressant	341	246	72%	95	28%
Altabax	1	1	100%	0	0%
Ambien CR	23	19	83%	4	17%
Antihistamines	58	50	86%	8	14%
Antipsychotic	503	265	53%	238	47%
ARBS	15	12	80%	3	20%
Oral Anticoagulants	11	5	45%	6	55%
Dispense As Written	21	15	71%	6	29%
Antifungals	4	3	75%	1	25%
Growth Hormone	7	4	57%	3	43%
Hepatitis Meds	4	0	0%	4	100%
Head Lice Medication	39	26	67%	13	33%
Lidoderm	107	88	82%	19	18%
Max Units Override	718	643	90%	75	10%
Name Brand Narcotics	3	0	0%	3	100%
Opioids	20	16	80%	4	20%
Onfi	2	1	50%	1	50%
Ophthalmic Antihistamines	55	49	89%	6	11%
Proton Pump Inhibitors	160	125	78%	35	22%
Nasal Steroids	176	145	82%	31	18%
Stimulants	11	8	73%	3	27%
Suboxone/Subutex	4	1	25%	3	75%
Targeted Immune Modulators	20	10	50%	10	50%
Topical Acne Agents	110	81	74%	29	26%
Triptans	59	47	80%	12	20%
Ultram ER	10	8	80%	2	20%
Vusion	1	0	0%	1	100%
Xifaxan	23	13	57%	10	43%
Xanthine Oxidase Inhibitor	4	1	25%	3	75%
Xolair	3	0	0%	3	100%
<b>Prior Authorization Totals</b>	2513	1882	75%	631	25%



**South Dakota Medicaid  
Monthly Prior Authorization Report  
May 1, 2013 – May 31, 2013**

**Electronic PAs (unique)**

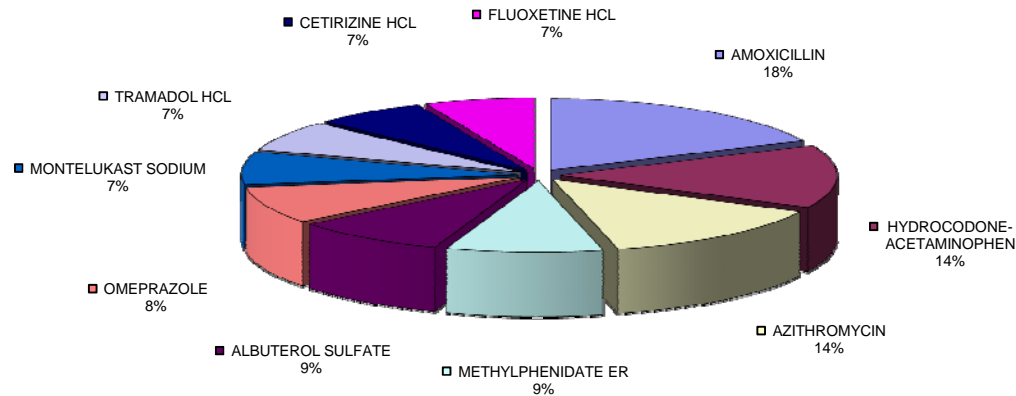
<b>05/01/13 - 05/31/13</b>	<b># Unique Approved</b>	<b># Unique Denied</b>	<b># Unique Incomplete</b>	<b>Unique Total</b>	<b>Approval %</b>	<b>Total Transactions</b>
<b>Prior Authorizations:</b>						
Antidepressant	74	161	0	235	31.50%	246
Altabax	0	1	0	1	0.00%	1
Ambien CR	4	11	0	15	26.70%	19
Antihistamines	5	40	0	45	11.10%	50
Antipsychotic	83	158	0	241	34.40%	265
ARBS	4	6	0	10	40.00%	12
Oral Anticoagulants	1	4	0	5	20.00%	5
Dispense As Written	0	15	0	15	0.00%	15
Antifungals	0	3	0	3	0.00%	3
Growth Hormone	0	4	0	4	0.00%	4
Head Lice Medication	0	23	0	23	0.00%	26
Lidoderm	0	82	0	82	0.00%	88
Max Units Override	19	576	0	595	3.20%	643
Opioids	1	14	0	15	6.70%	16
Onfi	0	1	0	1	0.00%	1
Ophthalmic Antihistamines	1	46	0	47	2.10%	49
Proton Pump Inhibitors	22	87	0	109	20.20%	125
Nasal Steroids	23	118	0	141	16.30%	145
Stimulants	1	7	0	8	12.50%	8
Suboxone/Subutex	0	1	0	1	0.00%	1
Targeted Immune Modulators	4	6	0	10	40.00%	10
Topical Acne Agents	16	60	0	76	21.10%	81
Triptans	5	41	0	46	10.90%	47
Ultram ER	0	8	0	8	0.00%	8
Xifaxan	0	13	0	13	0.00%	13
Xanthine Oxidase Inhibitor	0	1	0	1	0.00%	1
<b>TOTALS</b>	<b>263</b>	<b>1487</b>	<b>0</b>	<b>1750</b>	<b>15.00%</b>	<b>1882</b>

TOP 25 DRUGS BASED ON NUMBER OF CLAIMS FROM 01/01/2013 - 03/31/2013

Drug	AHFS Therapeutic Class	Rx	Paid	Paid/Rx	% Total Claims
AMOXICILLIN	PENICILLINS	7,603	\$ 70,291.42	\$ 9.25	3.84%
HYDROCODONE-ACETAMINOPHEN	OPIATE AGONISTS	5,933	\$ 78,103.80	\$ 13.16	2.99%
AZITHROMYCIN	MACROLIDES	5,745	\$ 91,473.07	\$ 15.92	2.90%
METHYLPHENIDATE ER	RESPIRATORY AND CNS STIMULANTS	3,819	\$ 636,251.07	\$ 166.60	1.93%
ALBUTEROL SULFATE	BETA-ADRENERGIC AGONISTS	3,748	\$ 70,833.59	\$ 18.90	1.89%
OMEPRAZOLE	PROTON-PUMP INHIBITORS	3,483	\$ 44,194.13	\$ 12.69	1.76%
MONTELUKAST SODIUM	LEUKOTRIENE MODIFIERS	3,076	\$ 65,969.75	\$ 21.45	1.55%
TRAMADOL HCL	OPIATE AGONISTS	2,879	\$ 28,604.94	\$ 9.94	1.45%
CETIRIZINE HCL	SECOND GENERATION ANTIHISTAMINES	2,729	\$ 22,366.86	\$ 8.20	1.38%
FLUOXETINE HCL	ANTIDEPRESSANTS	2,698	\$ 22,435.78	\$ 8.32	1.36%
VYVANSE	AMPHETAMINES	2,685	\$ 444,003.04	\$ 165.36	1.35%
LEVOTHYROXINE SODIUM	THYROID AGENTS	2,354	\$ 19,137.09	\$ 8.13	1.19%
SERTRALINE HCL	ANTIDEPRESSANTS	2,319	\$ 18,589.37	\$ 8.02	1.17%
DEXTRAMPHETAMINE-AMPHETAMINE	AMPHETAMINES	2,187	\$ 303,815.44	\$ 138.92	1.10%
CEFDINIR	CEPHALOSPORINS	2,152	\$ 94,170.14	\$ 43.76	1.09%
TRAZODONE HCL	ANTIDEPRESSANTS	2,129	\$ 12,486.33	\$ 5.86	1.07%
AMOX TR-POTASSIUM CLAVULANATE	PENICILLINS	2,035	\$ 54,394.85	\$ 26.73	1.03%
LISINAPRIL	ANGIOTENSIN-CONVERTING ENZYME INHIBITORS	1,977	\$ 10,803.75	\$ 5.46	1.00%
SULFAMETHOXAZOLE-TRIMETHOPRIM	SULFONAMIDES (SYSTEMIC)	1,885	\$ 15,517.03	\$ 8.23	0.95%
LORATADINE	SECOND GENERATION ANTIHISTAMINES	1,873	\$ 11,479.24	\$ 6.13	0.94%
RISPERIDONE	ANTI PSYCHOTIC AGENTS	1,754	\$ 26,944.83	\$ 15.36	0.88%
VENTOLIN HFA	BETA-ADRENERGIC AGONISTS	1,748	\$ 76,823.56	\$ 43.95	0.88%
INTUNIV	CENTRAL NERVOUS SYSTEM AGENTS, MISC.	1,732	\$ 331,796.66	\$ 191.57	0.87%
CLONAZEPAM	BENZODIAZEPINES (ANTICONVULSANTS)	1,689	\$ 12,567.25	\$ 7.44	0.85%
CLONIDINE HCL	CENTRAL ALPHA-AGONISTS	1,638	\$ 11,123.34	\$ 6.79	0.83%
TOTAL TOP 25		71,870	\$ 2,574,176.33	\$ 35.82	36.26%

Total Rx Claims From 01/01/2013 - 03/31/2013	198,206
---	---------

Top 10 Drugs  
Based on Number of Claims



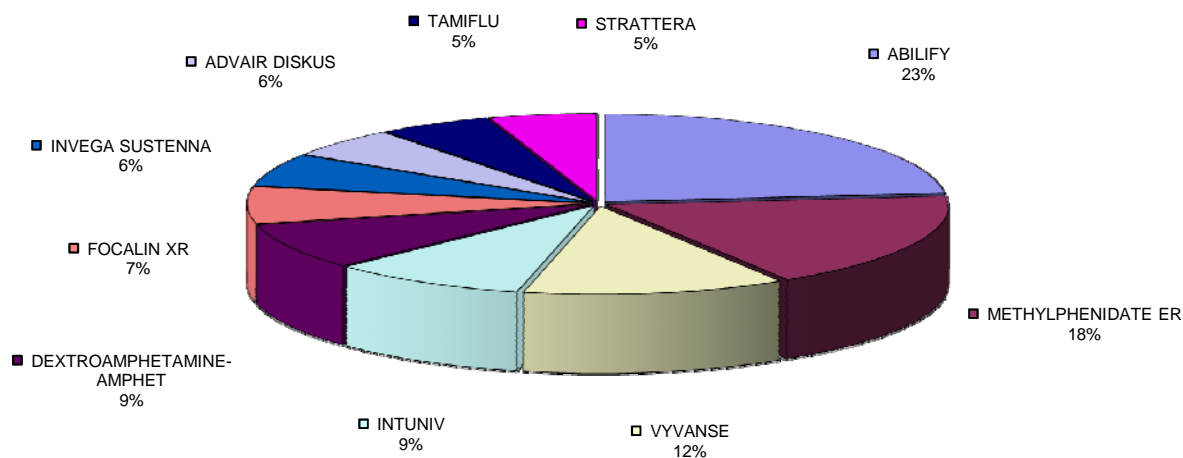


TOP 25 DRUGS BASED ON TOTAL CLAIMS COST FROM 01/01/2013 - 03/31/2013

Drug	AHFS Therapeutic Class	Rx	Paid	Paid/Rx	% Total Claims
ABILIFY	ANTIPSYCHOTIC AGENTS	1,457	\$ 840,424.44	\$ 576.82	0.74%
METHYLPHENIDATE ER	RESPIRATORY AND CNS STIMULANTS	3,819	\$ 636,251.07	\$ 166.60	1.93%
VYVANSE	AMPHETAMINES	2,685	\$ 444,003.04	\$ 165.36	1.35%
INTUNIV	CENTRAL NERVOUS SYSTEM AGENTS, MISC.	1,732	\$ 331,796.66	\$ 191.57	0.87%
DEXTROAMPHETAMINE-AMPHET	AMPHETAMINES	2,187	\$ 303,815.44	\$ 138.92	1.10%
FOCALIN XR	RESPIRATORY AND CNS STIMULANTS	1,225	\$ 242,138.94	\$ 197.66	0.62%
INVEGA SUSTENNA	ANTIPSYCHOTIC AGENTS	161	\$ 215,643.64	\$ 1,339.40	0.08%
ADVAIR DISKUS	CORTICOSTEROIDS (RESPIRATORY TRACT)	778	\$ 196,338.28	\$ 252.36	0.39%
TAMIFLU	NEURAMINIDASE INHIBITORS	1,511	\$ 191,323.40	\$ 126.62	0.76%
STRATTERA	CENTRAL NERVOUS SYSTEM AGENTS, MISC.	952	\$ 182,487.14	\$ 191.69	0.48%
CYMBALTA	ANTIDEPRESSANTS	718	\$ 172,271.51	\$ 239.93	0.36%
PREVACID	PROTON-PUMP INHIBITORS	684	\$ 151,865.10	\$ 222.03	0.35%
OXYCONTIN	OPIATE AGONISTS	432	\$ 150,342.54	\$ 348.02	0.22%
PULMOZYME	ENZYMES	54	\$ 138,785.43	\$ 2,570.10	0.03%
HUMIRA	DISEASE-MODIFYING ANTIRHEUMATIC AGENTS	55	\$ 133,000.07	\$ 2,418.18	0.03%
LYRICA	ANTICONSULSANTS, MISCELLANEOUS	548	\$ 129,081.64	\$ 235.55	0.28%
COPAXONE	BIOLOGIC RESPONSE MODIFIERS	26	\$ 123,504.97	\$ 4,750.19	0.01%
BUDESONIDE	CORTICOSTEROIDS (RESPIRATORY TRACT)	457	\$ 118,004.55	\$ 258.22	0.23%
NEXIUM	PROTON-PUMP INHIBITORS	479	\$ 112,959.54	\$ 235.82	0.24%
FLOVENT HFA	CORTICOSTEROIDS (RESPIRATORY TRACT)	746	\$ 112,136.13	\$ 150.32	0.38%
TOBI	AMINOGLYCOSIDES	20	\$ 106,374.07	\$ 5,318.70	0.01%
SEROQUEL XR	ANTIPSYCHOTIC AGENTS	218	\$ 104,684.50	\$ 480.20	0.11%
HELIXATE FS	HEMOSTATICS	4	\$ 103,920.64	\$ 25,980.16	0.00%
ONE TOUCH ULTRA TEST STRIPS	DIABETES MELLITUS	630	\$ 103,897.64	\$ 164.92	0.32%
LANTUS SOLOSTAR	INSULINS	388	\$ 102,687.71	\$ 264.66	0.20%
TOTAL TOP 25		21,966	\$ 5,447,738.09	\$ 248.01	11.08%

Total Rx Claims	198,206
From 01/01/2013 - 03/31/2013	

Top 10 Drugs  
Based on Total Claims Cost



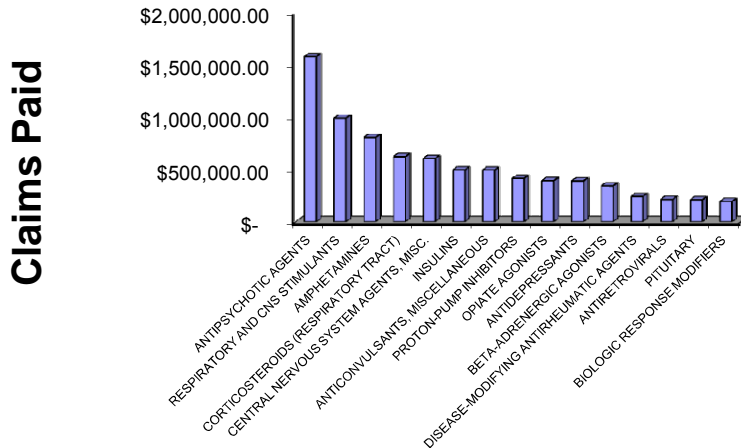
**SOUTH DAKOTA MEDICAID  
Cost Management Analysis**

**TOP 15 THERAPEUTIC CLASSES BY TOTAL COST OF CLAIMS FROM 01/01/2013 - 03/31/2013**

AHFS Therapeutic Class	Rx	Paid	Paid/Rx	% Total Claims
ANTIPSYCHOTIC AGENTS	6,902	\$ 1,579,744.46	\$ 228.88	3.48%
RESPIRATORY AND CNS STIMULANTS	6,472	\$ 990,801.64	\$ 153.09	3.27%
AMPHETAMINES	5,679	\$ 806,910.21	\$ 142.09	2.87%
CORTICOSTEROIDS (RESPIRATORY TRACT)	2,814	\$ 622,624.79	\$ 221.26	1.42%
CENTRAL NERVOUS SYSTEM AGENTS, MISC.	2,740	\$ 604,975.21	\$ 220.79	1.38%
INSULINS	2,051	\$ 495,755.40	\$ 241.71	1.03%
ANTICONVULSANTS, MISCELLANEOUS	7,797	\$ 494,512.84	\$ 63.42	3.93%
PROTON-PUMP INHIBITORS	5,789	\$ 415,396.38	\$ 71.76	2.92%
OPIATE AGONISTS	13,426	\$ 393,433.13	\$ 29.30	6.77%
ANTIDEPRESSANTS	15,176	\$ 390,247.20	\$ 25.71	7.66%
BETA-ADRENERGIC AGONISTS	7,732	\$ 343,081.36	\$ 44.37	3.90%
DISEASE-MODIFYING ANTIRHEUMATIC AGENTS	129	\$ 241,347.27	\$ 1,870.91	0.07%
ANTIRETROVIRALS	190	\$ 213,167.37	\$ 1,121.93	0.10%
PITUITARY	458	\$ 210,734.13	\$ 460.12	0.23%
BIOLOGIC RESPONSE MODIFIERS	42	\$ 195,386.22	\$ 4,652.05	0.02%
<b>TOTAL TOP 15</b>	<b>77,397</b>	<b>\$ 7,998,117.61</b>	<b>\$ 103.34</b>	<b>39.05%</b>

Total Rx Claims From 01/01/2013 - 03/31/2013	198,206
---	---------

**Top 15 Therapeutic Classes  
Based on Total Cost of Claims**



**SD Medicaid Drug Spend  
2010 - 2012**

**Drug Spend 2010**

<b>Total</b>	<b>201001</b>	<b>201002</b>	<b>201003</b>	<b>201004</b>	<b>201005</b>	<b>201006</b>	<b>201007</b>	<b>201008</b>	<b>201009</b>	<b>201010</b>	<b>201011</b>	<b>201012</b>	<b>Row SubTotal</b>
Rx_Dollars	\$4,057,007.75	\$4,258,798.36	\$4,832,927.55	\$4,600,485.58	\$4,306,043.71	\$4,522,901.11	\$4,172,408.52	\$4,432,412.28	\$4,431,157.45	\$4,353,854.32	\$4,253,863.15	\$4,490,805.86	\$52,712,665.64
Rx_Count	65,912	70,598	79,800	72,761	68,596	68,668	66,814	70,343	73,565	72,788	70,767	73,541	854,153
Average_Rx_Cost	\$61.55	\$60.32	\$60.56	\$63.23	\$62.77	\$65.87	\$62.45	\$63.01	\$60.23	\$59.82	\$60.11	\$61.07	\$61.71
Recip_Count	25,225	27,752	29,436	27,330	26,127	24,883	24,409	25,893	27,377	27,347	27,101	27,591	

**Drug Spend 2011**

<b>Total</b>	<b>201101</b>	<b>201102</b>	<b>201103</b>	<b>201104</b>	<b>201105</b>	<b>201106</b>	<b>201107</b>	<b>201108</b>	<b>201109</b>	<b>201110</b>	<b>201111</b>	<b>201112</b>	<b>Row SubTotal</b>
Rx_Dollars	\$4,586,829.96	\$4,464,243.15	\$6,407,099.31	\$4,704,204.28	\$3,672,867.07	\$4,498,920.94	\$4,281,621.96	\$4,762,037.68	\$4,377,384.75	\$4,623,177.89	\$4,756,651.74	\$4,735,578.24	\$55,870,616.97
Rx_Count	73,796	72,737	103,888	74,926	56,458	67,989	65,321	73,077	68,628	73,662	74,838	73,517	878,837
Average_Rx_Cost	\$62.16	\$61.38	\$61.67	\$62.78	\$65.05	\$66.17	\$65.55	\$65.16	\$63.78	\$62.76	\$63.56	\$64.41	\$63.57
Recip_Count	28,028	29,016	31,751	28,438	22,697	24,542	24,083	26,080	26,564	27,595	27,918	27,146	

**Drug Spend 2012**

<b>Total</b>	<b>201201</b>	<b>201202</b>	<b>201203</b>	<b>201204</b>	<b>201205</b>	<b>201206</b>	<b>201207</b>	<b>201208</b>	<b>201209</b>	<b>201210</b>	<b>201211</b>	<b>201212</b>	<b>Row SubTotal</b>
Rx_Dollars	\$4,849,391.09	\$4,996,964.58	\$5,257,480.62	\$4,879,456.62	\$4,919,227.18	\$4,913,110.35	\$3,845,410.10	\$4,863,924.43	\$4,014,311.03	\$4,823,060.40	\$4,576,570.48	\$4,442,910.36	\$56,381,817.24
Rx_Count	77,559	77,425	79,756	74,004	74,771	75,497	57,784	72,290	63,540	77,195	73,719	71,209	874,749
Average_Rx_Cost	\$62.53	\$64.54	\$65.92	\$65.94	\$65.79	\$65.08	\$66.55	\$67.28	\$63.18	\$62.48	\$62.08	\$62.39	\$64.45
Recip_Count	29,127	30,436	29,892	28,110	27,214	23,028	22,802	26,410	25,432	28,740	28,017	27,137	

**Summary by Age 2012**

<b>Age</b>	<b>Recip Count</b>
0-9	32,178
10-19	21,316
20-29	8,737
30-39	5,805
40-49	3,076
50-59	2,824
60-69	1,568
70-79	701
80-89	955
90-99	674
100+	57

<b>SD Medicaid Opiate Agonist Utilization (AHFS 280808)</b>			
<b>01/01/12 - 12/31/12</b>			
<b>Label Name</b>	<b>Rx Num</b>	<b>Total Reimb Amt</b>	<b>Avg Cost per Script</b>
ACETAMINOPH-CAFF-DIHYDROCODEIN	8	\$452.40	\$56.55
ACETAMINOPHEN/COD ELIXIR	4	\$36.47	\$9.12
ACETAMINOPHEN-COD #2 TABLET	11	\$84.82	\$7.71
ACETAMINOPHEN-COD #3 TABLET	3299	\$30,429.70	\$9.22
ACETAMINOPHEN-COD #4 TABLET	27	\$540.75	\$20.03
ACETAMINOPHEN-CODEINE SOLUTION	1413	\$10,238.30	\$7.25
ASCOMP WITH CODEINE CAPSULE	41	\$1,329.32	\$32.42
BELLADONNA-OPIUM 16.2-30 SUPP	2	\$218.17	\$109.09
BUTALB-CAFF-ACETAMINOPH-CODEIN	63	\$1,124.66	\$17.85
BUTALBITAL COMP-CODEINE #3 CAP	39	\$1,308.72	\$33.56
CAPITAL WITH CODEINE SUSP	3	\$353.32	\$117.77
CODEINE SULFATE 15 MG TABLET	1	\$7.48	\$7.48
CODEINE SULFATE 30 MG TABLET	2	\$17.40	\$8.70
DURAGESIC 25 MCG/HR PATCH	5	\$689.39	\$137.88
ENDOCET 10-325 MG TABLET	252	\$12,358.96	\$49.04
ENDOCET 10-650 MG TABLET	26	\$1,110.10	\$42.70
ENDOCET 5-325 TABLET	29	\$174.30	\$6.01
ENDOCET 7.5-325 MG TABLET	78	\$3,416.03	\$43.80
ENDOCET 7.5-500 MG TABLET	2	\$97.16	\$48.58
ENDODAN 4.83-325 MG TABLET	6	\$206.00	\$34.33
EXALGO ER 16 MG TABLET	2	\$1,178.15	\$589.08
EXALGO ER 8 MG TABLET	24	\$10,256.20	\$427.34
FENTANYL 100 MCG/HR PATCH	266	\$63,567.26	\$238.97
FENTANYL 12 MCG/HR PATCH	155	\$12,586.82	\$81.21
FENTANYL 25 MCG/HR PATCH	360	\$20,542.83	\$57.06
FENTANYL 50 MCG/HR PATCH	485	\$58,628.88	\$120.88
FENTANYL 75 MCG/HR PATCH	267	\$41,131.61	\$154.05
HYDROCODON-ACETAMINOPH 2.5-500	11	\$137.73	\$12.52
HYDROCODON-ACETAMINOPH 7.5-300	1	\$52.72	\$52.72
HYDROCODON-ACETAMINOPH 7.5-325	1074	\$23,583.55	\$21.96
HYDROCODON-ACETAMINOPH 7.5-500	779	\$6,826.63	\$8.76
HYDROCODON-ACETAMINOPH 7.5-650	4	\$31.72	\$7.93
HYDROCODON-ACETAMINOPH 7.5-750	141	\$1,063.48	\$7.54
HYDROCODON-ACETAMINOPHEN 5-300	7	\$366.10	\$52.30
HYDROCODON-ACETAMINOPHEN 5-325	11691	\$154,663.62	\$13.23
HYDROCODON-ACETAMINOPHEN 5-500	6423	\$39,355.24	\$6.13
HYDROCODON-ACETAMINOPHN 10-325	4169	\$80,776.57	\$19.38
HYDROCODON-ACETAMINOPHN 10-500	796	\$11,833.43	\$14.87
HYDROCODON-ACETAMINOPHN 10-650	703	\$6,945.10	\$9.88
HYDROCODON-ACETAMINOPHN 10-660	12	\$145.20	\$12.10
HYDROCODON-ACETAMINOPHN 10-750	10	\$566.60	\$56.66
HYDROCODONE-ACETAMINOPHEN SOLN	1477	\$13,890.95	\$9.40
HYDROCODONE-IBUPROFEN 7.5-200	546	\$6,643.59	\$12.17

<b>SD Medicaid Opiate Agonist Utilization (AHFS 280808)</b>			
<b>01/01/12 - 12/31/12</b>			
<b>Label Name</b>	<b>Rx Num</b>	<b>Total Reimb Amt</b>	<b>Avg Cost per Script</b>
HYDROMORPHONE 1 MG/ML SOLUTION	1	\$14.32	\$14.32
HYDROMORPHONE 2 MG TABLET	217	\$3,009.38	\$13.87
HYDROMORPHONE 3 MG SUPPOS	4	\$1,218.36	\$304.59
HYDROMORPHONE 4 MG TABLET	183	\$3,732.98	\$20.40
HYDROMORPHONE 8 MG TABLET	35	\$2,825.78	\$80.74
KADIAN ER 10 MG CAPSULE	2	\$562.02	\$281.01
KADIAN ER 30 MG CAPSULE	1	\$310.68	\$310.68
KADIAN ER 50 MG CAPSULE	3	\$1,115.45	\$371.82
KADIAN ER 80 MG CAPSULE	1	\$405.21	\$405.21
LORTAB 5-500 TABLET	1	\$4.30	\$4.30
MEPERIDINE 50 MG TABLET	78	\$1,249.67	\$16.02
MEPERITAB 100 MG TABLET	1	\$52.00	\$52.00
METHADONE 10 MG/5 ML SOLUTION	2	\$30.39	\$15.20
METHADONE 5 MG/5 ML SOLUTION	24	\$169.10	\$7.05
METHADONE HCL 10 MG TABLET	444	\$9,010.21	\$20.29
METHADONE HCL 5 MG TABLET	36	\$314.54	\$8.74
MORPHINE 10 MG/ML SYRINGE	7	\$88.89	\$12.70
MORPHINE 10 MG/ML VIAL	3	\$49.03	\$16.34
MORPHINE 2 MG/ML SYRINGE	2	\$37.24	\$18.62
MORPHINE 300 MG/20 ML VIAL	1	\$12.46	\$12.46
MORPHINE SULF 10 MG/5 ML SOLN	52	\$421.80	\$8.11
MORPHINE SULF 100 MG/5 ML SOLN	22	\$434.96	\$19.77
MORPHINE SULF 20 MG/5 ML SOLN	1	\$4.67	\$4.67
MORPHINE SULF ER 100 MG TABLET	48	\$2,665.77	\$55.54
MORPHINE SULF ER 15 MG TABLET	329	\$6,780.55	\$20.61
MORPHINE SULF ER 200 MG TABLET	12	\$2,226.00	\$185.50
MORPHINE SULF ER 30 MG TABLET	470	\$15,372.82	\$32.71
MORPHINE SULF ER 60 MG TABLET	172	\$6,412.94	\$37.28
MORPHINE SULFATE ER 100 MG CAP	6	\$4,912.00	\$818.67
MORPHINE SULFATE ER 30 MG CAP	3	\$706.27	\$235.42
MORPHINE SULFATE ER 60 MG CAP	1	\$42.30	\$42.30
MORPHINE SULFATE ER 80 MG CAP	8	\$4,585.31	\$573.16
MORPHINE SULFATE IR 15 MG TAB	418	\$4,115.18	\$9.84
MORPHINE SULFATE IR 30 MG TAB	129	\$2,786.27	\$21.60
NUCYNTA 100 MG TABLET	43	\$15,390.85	\$357.93
NUCYNTA 50 MG TABLET	98	\$14,039.50	\$143.26
NUCYNTA 75 MG TABLET	44	\$10,127.29	\$230.17
NUCYNTA ER 100 MG TABLET	19	\$5,142.64	\$270.67
NUCYNTA ER 150 MG TABLET	13	\$4,664.66	\$358.82
NUCYNTA ER 200 MG TABLET	11	\$5,206.56	\$473.32
NUCYNTA ER 50 MG TABLET	8	\$1,169.61	\$146.20
OPANA 5 MG TABLET	3	\$1,120.06	\$373.35
OPANA ER 10 MG TABLET	53	\$10,965.34	\$206.89

<b>SD Medicaid Opiate Agonist Utilization (AHFS 280808)</b>			
<b>01/01/12 - 12/31/12</b>			
<b>Label Name</b>	<b>Rx Num</b>	<b>Total Reimb Amt</b>	<b>Avg Cost per Script</b>
OPANA ER 20 MG TABLET	70	\$25,738.55	\$367.69
OPANA ER 30 MG TABLET	33	\$19,448.89	\$589.36
OPANA ER 40 MG TABLET	28	\$27,667.21	\$988.11
OPANA ER 5 MG TABLET	16	\$1,840.30	\$115.02
OPANA ER 7.5 MG TABLET	3	\$411.36	\$137.12
OXYCODON-ACETAMINOPHEN 2.5-325	3	\$105.03	\$35.01
OXYCODON-ACETAMINOPHEN 7.5-325	138	\$4,293.67	\$31.11
OXYCODON-ACETAMINOPHEN 7.5-500	8	\$113.17	\$14.15
OXYCODONE CONC 20 MG/ML SOLN	4	\$590.10	\$147.53
OXYCODONE HCL 10 MG TABLET	269	\$7,083.36	\$26.33
OXYCODONE HCL 15 MG TABLET	426	\$16,503.84	\$38.74
OXYCODONE HCL 20 MG TABLET	34	\$2,238.07	\$65.83
OXYCODONE HCL 30 MG TABLET	73	\$2,705.12	\$37.06
OXYCODONE HCL 5 MG CAPSULE	116	\$2,356.59	\$20.32
OXYCODONE HCL 5 MG TABLET	1919	\$33,991.16	\$17.71
OXYCODONE HCL 5 MG/5 ML SOL	44	\$704.59	\$16.01
OXYCODONE HCL CR 20 MG TABLET	3	\$451.06	\$150.35
OXYCODONE HCL CR 80 MG TABLET	4	\$1,826.83	\$456.71
OXYCODONE-ACETAMINOPHEN 10-325	604	\$24,402.98	\$40.40
OXYCODONE-ACETAMINOPHEN 10-650	33	\$1,202.42	\$36.44
OXYCODONE-ACETAMINOPHEN 5-325	4411	\$28,088.77	\$6.37
OXYCODONE-ACETAMINOPHEN 5-500	182	\$986.78	\$5.42
OXYCODONE-ASA 4.5-0.38-325 TAB	2	\$64.60	\$32.30
OXYCODONE-ASPIRIN 4.83-325 MG	7	\$358.87	\$51.27
OXYCONTIN 10 MG TABLET	351	\$34,642.13	\$98.70
OXYCONTIN 15 MG TABLET	59	\$9,050.31	\$153.40
OXYCONTIN 20 MG TABLET	540	\$133,307.26	\$246.87
OXYCONTIN 30 MG TABLET	189	\$64,027.68	\$338.77
OXYCONTIN 40 MG TABLET	454	\$168,093.38	\$370.25
OXYCONTIN 60 MG TABLET	131	\$67,113.83	\$512.32
OXYCONTIN 80 MG TABLET	136	\$128,609.22	\$945.66
OXYMORPHONE HCL 10 MG TABLET	11	\$6,125.20	\$556.84
OXYMORPHONE HCL 5 MG TABLET	18	\$5,626.69	\$312.59
OXYMORPHONE HCL ER 7.5 MG TAB	6	\$499.75	\$83.29
PERCOCET 2.5-325 MG TABLET	1	\$78.15	\$78.15
PERCOCET 5-325 MG TABLET	1	\$2.31	\$2.31
ROXICET 5-325 ORAL SOLUTION	25	\$660.74	\$26.43
ROXICET 5-325 TABLET	4	\$21.33	\$5.33
RYBIX ODT 50 MG TABLET	1	\$102.00	\$102.00
RYZOLT ER 300 MG TABLET	7	\$1,974.42	\$282.06
TRAMADOL ER 100 MG TABLET	1	\$59.46	\$59.46
TRAMADOL ER 200 MG TABLET	1	\$60.11	\$60.11
TRAMADOL ER 300 MG TABLET	13	\$3,243.03	\$249.46

<b>SD Medicaid Opiate Agonist Utilization (AHFS 280808)</b>			
<b>01/01/12 - 12/31/12</b>			
<b>Label Name</b>	<b>Rx Num</b>	<b>Total Reimb Amt</b>	<b>Avg Cost per Script</b>
TRAMADOL HCL 50 MG TABLET	11671	\$97,689.63	\$8.37
TRAMADOL HCL ER 100 MG TABLET	43	\$3,693.92	\$85.91
TRAMADOL HCL ER 200 MG TABLET	101	\$15,992.80	\$158.34
TRAMADOL HCL ER 300 MG TABLET	67	\$14,141.76	\$211.07
TRAMADOL-ACETAMINOPHN 37.5-325	279	\$6,506.12	\$23.32
ULTRAM 50 MG TABLET	3	\$34.17	\$11.39
ULTRAM ER 200 MG TABLET	11	\$2,096.62	\$190.60
ULTRAM ER 300 MG TABLET	16	\$5,151.02	\$321.94
VICODIN 5-500 TABLET	1	\$2.05	\$2.05
ZAMICET SOLUTION	53	\$3,064.41	\$57.82
<b>Totals 14,919 recipients</b>	<b>60,347</b>	<b>\$1,737,315.61</b>	<b>2,730 prescribers</b>

<b>Prescriber Specialties (top 25)</b>
14 Family Practice
3 NP/PA
2 Pain Management
2 Oral Surgery
1 OBGYN
1 Internist
1 ENT
1 Emergency Medicine
Top 25 prescribers make up ~ 18% of claims

<b>78 recipients had 3 or more opiates filled using 3 or more prescribers in a 30 day period of time</b>
<b>12/01/12 - 12/31/12</b>
1 recipient - 6 prescribers
2 recipients - 5 prescribers
11 recipients - 4 prescribers
64 recipients - 3 prescribers
<b>30 recipients had 3 or more opiates filled using 3 or more pharmacies in a 30 day period of time</b>
<b>12/01/12 - 12/31/12</b>
29 recipients - 3 pharmacies
1 recipient - 4 pharmacies

**Summary by Age**

Age	Recip Count	Rx Count
6	123	152
7	136	177
8	125	146
9	133	161
10	127	158
11	130	171
12	153	220
13	165	251
14	225	332
15	251	367
16	309	592
17	454	818
18	499	951
19	439	762
20	226	447
21	262	566
22	277	696
23	277	743
24	325	1026
25	313	866
26	346	1275
27	278	1005
28	262	967
29	277	1143
30	249	1059
31	227	991
32	220	1057
33	195	967
34	165	938
35	169	806
36	157	967
37	152	1015
38	132	801
39	112	831
40	122	779
41	118	787
42	115	751
43	106	795

**Summary by Age**

Age	Recip	Rx Count
44	97	929
45	85	639
46	77	846
47	78	578
48	91	763
49	112	1109
50	88	880
51	94	815
52	99	981
53	89	977
54	71	594
55	83	755
56	78	692
57	78	765
58	74	747
59	67	434
60	65	585
61	57	482
62	46	419
63	42	512
64	39	377
65	33	250
66	1	1
67	2	6
69	2	8
73	1	6
80	1	3



<b>Narcotic Utilization Summary by County</b>			
<b>County</b>	<b>Recip Count</b>	<b>Rx Count</b>	<b>Total Dollars</b>
Minnehaha	2060	9947	\$305,780.48
Pennington	1749	6352	\$222,695.98
Todd	448	2236	\$51,331.55
Shannon	374	1022	\$19,500.32
Brown	358	1857	\$47,402.23
Yankton	324	1483	\$80,539.45
Codington	291	846	\$12,317.12
Davison	261	905	\$19,061.32
Dewey	253	810	\$16,863.16
Meade	247	998	\$37,564.04
Hughes	238	972	\$24,201.63
Lawrence	231	972	\$32,239.36
Butte	183	567	\$18,934.28
Corson	175	930	\$12,729.73
Brookings	169	689	\$25,683.51
Charles Mix	163	633	\$39,139.29
Bennett	158	597	\$6,016.50
Lincoln	148	480	\$12,453.00
Beadle	144	636	\$22,844.15
Roberts	127	468	\$9,062.39
Clay	120	529	\$12,538.12
Jackson	103	215	\$2,442.43
Union	88	276	\$7,549.48
Tripp	86	418	\$8,977.51
Ziebach	78	223	\$2,091.54
Turner	77	399	\$5,979.41
Gregory	75	306	\$5,467.94
Walworth	74	590	\$24,866.10
Spink	73	358	\$5,854.71
Fall River	72	418	\$15,415.45
Lyman	61	379	\$12,192.66
Bon Homme	55	215	\$4,374.39
Day	54	230	\$5,998.77
Lake	54	254	\$13,471.19
Day	52	239	\$8,829.63
Mellette	52	240	\$3,620.70
Moody	49	227	\$6,141.64
Brule	48	246	\$5,512.80
Grant	48	262	\$10,906.12
Hamlin	47	132	\$1,620.48
Hutchinson	42	292	\$17,577.69
McCook	40	186	\$6,011.79
Buffalo	39	135	\$2,213.02

<b>Narcotic Utilization Summary by County</b>			
<b>County</b>	<b>Recip Count</b>	<b>Rx Count</b>	<b>Total Dollars</b>
Deuel	34	94	\$4,453.06
Stanley	31	91	\$1,542.64
Kingsbury	25	59	\$944.16
Douglas	23	97	\$2,461.13
Marshall	23	154	\$7,172.61
Sanborn	22	92	\$1,166.18
Aurora	20	38	\$325.88
Clark	18	145	\$1,926.25
Miner	18	111	\$6,103.50
Edmunds	16	33	\$309.36
Hand	16	73	\$3,045.35
Jones	15	55	\$6,876.59
Hanson	14	55	\$557.37
McPherson	14	51	\$639.31
Faulk	11	39	\$2,344.80
Haakon	11	65	\$1,210.67
Jerauld	11	50	\$603.58
Perkins	10	41	\$611.64
Potter	10	59	\$1,745.29
Sully	9	10	\$86.21
Harding	8	10	\$152.58
Campbell	4	15	\$163.61
Hyde	2	19	\$228.43

<b>Drug Lists for Top 5 Counties and Middle 5 Counties</b>	
<b>Top 5 Counties*</b>	<b>Middle 5 Counties**</b>
ACETAMINOPHEN-CODEINE 120-12MG/5	ACETAMINOPHEN-CODEINE 120-12MG/5
ACETAMINOPHEN-CODEINE 300MG-15MG	ACETAMINOPHEN-CODEINE 300MG-30MG
ACETAMINOPHEN-CODEINE 300MG-30MG	ENDOCET 7.5-325
ACETAMINOPHEN-CODEINE 300MG-60MG	FENTANYL 25 MCG/HR
ASCOMP WITH CODEINE 30-50-325	FENTANYL 50 MCG/HR
BELLADONNA-OPIUM SUPP RECT	FENTANYL 75 MCG/HR
BUTALBITAL COMPOUND-CODEINE 30-50-325	HYDROCODONE-ACETAMINOPHEN 10-325
CODEINE SULFATE 15MG	HYDROCODONE-ACETAMINOPHEN 10-650
ENDOCET 10-325	HYDROCODONE-ACETAMINOPHEN 5-300
ENDOCET 5-325	HYDROCODONE-ACETAMINOPHEN 5-325
ENDOCET 7.5-325	HYDROCODONE-ACETAMINOPHEN 5-500
EXALGO 8MG	HYDROCODONE-ACETAMINOPHEN 7.5-325
FENTANYL 100 MCG/HR	HYDROCODONE-ACETAMINOPHEN 7.5-500
FENTANYL 12 MCG/HR	HYDROCODONE-ACETAMINOPHEN 7.5-500/15
FENTANYL 25 MCG/HR	HYDROCODONE-ACETAMINOPHEN 7.5-750
FENTANYL 50 MCG/HR	HYDROMORPHONE 4MG
FENTANYL 75 MCG/HR	MORPHINE SULFATE ER 15MG
HYDROCODONE BIT-IBUPROFEN 7.5-200	MORPHINE SULFATE ER 30MG
HYDROCODONE-ACETAMINOPHEN 10-325	OXYCODONE 10MG
HYDROCODONE-ACETAMINOPHEN 10-500	OXYCODONE 15MG
HYDROCODONE-ACETAMINOPHEN 10-650	OXYCODONE 5MG
HYDROCODONE-ACETAMINOPHEN 10-660	OXYCODONE 5MG/5ML
HYDROCODONE-ACETAMINOPHEN 2.5-500	OXYCODONE-ACETAMINOPHEN 10-325
HYDROCODONE-ACETAMINOPHEN 5-300	OXYCODONE-ACETAMINOPHEN 5-325
HYDROCODONE-ACETAMINOPHEN 5-325	OXYCONTIN 10MG
HYDROCODONE-ACETAMINOPHEN 5-500	OXYCONTIN 15MG
HYDROCODONE-ACETAMINOPHEN 7.5-300	OXYCONTIN 20MG
HYDROCODONE-ACETAMINOPHEN 7.5-325	OXYCONTIN 40MG
HYDROCODONE-ACETAMINOPHEN 7.5-500	ROXICET 5-325/5 ML
HYDROCODONE-ACETAMINOPHEN 7.5-500/15	TRAMADOL 50MG
HYDROCODONE-ACETAMINOPHEN 7.5-750	TRAMADOL-ACETAMINOPHEN 37.5-325
HYDROMORPHONE 2MG	**Tripp, Ziebach, Turner, Gregory, Walworth
HYDROMORPHONE 4MG	
HYDROMORPHONE 8MG	
MEPERIDINE 50MG	
METHADONE 10MG	
METHADONE 5MG	
MORPHINE SULFATE 100MG/5ML	
MORPHINE SULFATE 30MG	
MORPHINE SULFATE ER 100MG	
MORPHINE SULFATE ER 15MG	
MORPHINE SULFATE ER 30MG	
MORPHINE SULFATE ER 60MG	
NUCYNTA 100MG	
NUCYNTA 50MG	

**Drug Lists for Top 5 Counties and Middle 5 Counties**

<b>Top 5 Counties*</b>	<b>Middle 5 Counties**</b>
NUCYNTA 75MG	
NUCYNTA ER 100MG	
OPANA ER 10MG	
OPANA ER 20MG	
OPANA ER 30MG	
OPANA ER 40MG	
OXYCODONE 10MG	
OXYCODONE 15MG	
OXYCODONE 20MG	
OXYCODONE 30MG	
OXYCODONE 5MG	
OXYCODONE 5MG/5ML	
OXYCODONE-ACETAMINOPHEN 10-325	
OXYCODONE-ACETAMINOPHEN 10-650	
OXYCODONE-ACETAMINOPHEN 2.5-325	
OXYCODONE-ACETAMINOPHEN 5-325	
OXYCODONE-ACETAMINOPHEN 5-500	
OXYCODONE-ACETAMINOPHEN 7.5-325	
OXYCODONE-APAP 5/500	
OXYCONTIN 10MG	
OXYCONTIN 15MG	
OXYCONTIN 20MG	
OXYCONTIN 30MG	
OXYCONTIN 40MG	
OXYCONTIN 60MG	
OXYCONTIN 80MG	
OXYMORPHONE 5MG	
ROXICET 5-325/5 ML	
ROXICET 5MG-325MG	
TRAMADOL 100MG	
TRAMADOL 200MG	
TRAMADOL 300MG	
TRAMADOL 50MG	
TRAMADOL-ACETAMINOPHEN 37.5-325	
ULTRAM ER 200MG	
ULTRAM ER 300MG	
ZAMICET 10-325/15	
*Minnehaha, Pennington, Todd, Shannon, Brown	

SD Medicaid Opioid Profiles (top 20 recipients)							
Pat ID#	Label	DOS	Prov#	MD#	Qty Disp	Days Supply	Qty per Day
1	HYDROCODON-ACETAMINOPHEN 5-500	2/17/2012	9	5	60	10	6.00
	HYDROCODON-ACETAMINOPHEN 5-500	3/12/2012			240	30	8.00
	HYDROCODON-ACETAMINOPHEN 5-500	4/2/2012			240	30	8.00
	HYDROCODON-ACETAMINOPH 7.5-500	4/17/2012			240	30	8.00
	HYDROCODON-ACETAMINOPHN 10-500	2/27/2012			50	6	8.33
	HYDROCODON-ACETAMINOPHN 10-500	3/5/2012			40	7	5.71
	HYDROCODON-ACETAMINOPHN 10-325	6/11/2012			30	5	6.00
	HYDROCODON-ACETAMINOPHN 10-325	9/24/2012			180	30	6.00
	HYDROCODON-ACETAMINOPHN 10-325	10/15/2012			56	7	8.00
	HYDROCODON-ACETAMINOPHN 10-325	10/19/2012			180	30	6.00
	HYDROCODON-ACETAMINOPHN 10-325	11/13/2012			180	30	6.00
	OXYCODONE-ACETAMINOPHEN 5-325	10/2/2012			10	2	5.00
	HYDROCODON-ACETAMINOPHN 10-325	4/30/2012			120	15	8.00
	HYDROCODON-ACETAMINOPHN 10-325	5/14/2012			120	15	8.00
	HYDROCODON-ACETAMINOPHN 10-325	5/29/2012			120	15	8.00
	HYDROCODON-ACETAMINOPHN 10-325	6/21/2012			180	30	6.00
	HYDROCODON-ACETAMINOPHN 10-325	6/21/2012			180	30	6.00
	HYDROCODON-ACETAMINOPHN 10-325	7/16/2012			180	30	6.00
	HYDROCODON-ACETAMINOPHN 10-325	8/13/2012			180	30	6.00
	HYDROCODON-ACETAMINOPHN 10-325	9/4/2012			180	23	7.83
	HYDROCODON-ACETAMINOPHN 10-325	12/20/2012			180	30	6.00
	HYDROCODON-ACETAMINOPHEN 5-325	6/19/2012			15	7	2.14
	HYDROCODON-ACETAMINOPHEN 5-325	10/3/2012			10	1	10.00
	TRAMADOL HCL 50 MG TABLET	10/8/2012			180	23	7.83
	TRAMADOL HCL 50 MG TABLET	7/11/2012			180	23	7.83
	TRAMADOL HCL 50 MG TABLET	8/3/2012			180	23	7.83
	TRAMADOL HCL 50 MG TABLET	8/22/2012			180	23	7.83
	TRAMADOL HCL 50 MG TABLET	9/11/2012			180	23	7.83
	TRAMADOL HCL 50 MG TABLET	10/25/2012			180	23	7.83
	TRAMADOL HCL 50 MG TABLET	11/13/2012			180	23	7.83
	TRAMADOL HCL 50 MG TABLET	12/20/2012			180	23	7.83
	TRAMADOL HCL 50 MG TABLET	1/23/2012			60	15	4.00
	TRAMADOL HCL 50 MG TABLET	2/6/2012			60	15	4.00
	TRAMADOL HCL 50 MG TABLET	2/16/2012			30	10	3.00
	TRAMADOL HCL 50 MG TABLET	3/12/2012			120	30	4.00
	TRAMADOL HCL 50 MG TABLET	4/2/2012			120	30	4.00
	TRAMADOL HCL 50 MG TABLET	4/26/2012			120	30	4.00

SD Medicaid Opioid Profiles (top 20 recipients)							
Pat ID#	Label	DOS	Prov#	MD#	Qty Disp	Days Supply	Qty per Day
	TRAMADOL HCL 50 MG TABLET	5/17/2012			130	30	4.33
	TRAMADOL HCL 50 MG TABLET	6/20/2012			180	23	7.83
2	OXYCODONE HCL 15 MG TABLET	1/21/2012	2	2	90	30	3.00
	OXYCODONE HCL 15 MG TABLET	10/17/2012			90	30	3.00
	OXYCODONE HCL 15 MG TABLET	11/12/2012			90	30	3.00
	OXYCODONE HCL 15 MG TABLET	12/5/2012			90	30	3.00
	FENTANYL 100 MCG/HR PATCH	1/21/2012			15	30	0.50
	FENTANYL 100 MCG/HR PATCH	11/7/2012			15	30	0.50
	FENTANYL 100 MCG/HR PATCH	12/5/2012			15	30	0.50
	OXYCODONE-ACETAMINOPHEN 5-325	8/24/2012			240	20	12.00
	OXYCODONE-ACETAMINOPHEN 5-325	2/17/2012			240	20	12.00
	OXYCODONE-ACETAMINOPHEN 5-325	4/10/2012			240	20	12.00
	OXYCODONE-ACETAMINOPHEN 5-325	6/5/2012			240	20	12.00
	OXYCODONE-ACETAMINOPHEN 5-325	7/27/2012			240	20	12.00
	OXYCODONE-ACETAMINOPHEN 5-325	8/17/2012			42	7	6.00
	OXYCODONE-ACETAMINOPHEN 5-325	9/20/2012			240	20	12.00
	FENTANYL 100 MCG/HR PATCH	2/17/2012			15	30	0.50
	FENTANYL 100 MCG/HR PATCH	4/4/2012			15	30	0.50
	FENTANYL 100 MCG/HR PATCH	5/2/2012			15	30	0.50
	FENTANYL 100 MCG/HR PATCH	5/29/2012			15	30	0.50
	FENTANYL 100 MCG/HR PATCH	6/26/2012			15	30	0.50
	FENTANYL 100 MCG/HR PATCH	6/26/2012			15	30	0.50
	FENTANYL 100 MCG/HR PATCH	7/24/2012			15	30	0.50
	FENTANYL 100 MCG/HR PATCH	8/21/2012			3	6	0.50
	FENTANYL 75 MCG/HR PATCH	8/24/2012			15	30	0.50
	FENTANYL 75 MCG/HR PATCH	9/20/2012			15	30	0.50
	OXYCODONE-ACETAMINOPHEN 5-325	1/21/2012			240	20	12.00
	OXYCODONE-ACETAMINOPHEN 5-325	5/8/2012			240	20	12.00
	OXYCODONE-ACETAMINOPHEN 5-325	10/17/2012			240	20	12.00
	OXYCODONE-ACETAMINOPHEN 5-325	11/7/2012			240	20	12.00
	OXYCODONE-ACETAMINOPHEN 5-325	12/5/2012			240	20	12.00
	FENTANYL 75 MCG/HR PATCH	10/17/2012			12	24	0.50
	OXYCODONE HCL 15 MG TABLET	6/5/2012			90	30	3.00
	OXYCODONE HCL 15 MG TABLET	7/27/2012			90	30	3.00
	OXYCODONE HCL 15 MG TABLET	8/24/2012			90	30	3.00
	OXYCODONE HCL 15 MG TABLET	9/20/2012			90	30	3.00
	OXYCODONE HCL 15 MG TABLET	2/17/2012			90	30	3.00

SD Medicaid Opioid Profiles (top 20 recipients)							
Pat ID#	Label	DOS	Prov#	MD#	Qty Disp	Days Supply	Qty per Day
	OXYCODONE HCL 15 MG TABLET	3/27/2012			30	15	2.00
	OXYCODONE HCL 15 MG TABLET	4/10/2012			60	30	2.00
	OXYCODONE HCL 15 MG TABLET	5/8/2012			90	30	3.00
	TRAMADOL HCL 50 MG TABLET	2/23/2012			180	23	7.83
	TRAMADOL HCL 50 MG TABLET	3/27/2012			180	23	7.83
	TRAMADOL HCL 50 MG TABLET	5/1/2012			180	23	7.83
	TRAMADOL HCL 50 MG TABLET	6/1/2012			180	23	7.83
	TRAMADOL HCL 50 MG TABLET	8/2/2012			180	23	7.83
	TRAMADOL HCL 50 MG TABLET	8/21/2012			120	30	4.00
	TRAMADOL HCL 50 MG TABLET	9/18/2012			120	30	4.00
	TRAMADOL HCL 50 MG TABLET	10/12/2012			120	30	4.00
	TRAMADOL HCL 50 MG TABLET	11/7/2012			120	30	4.00
	TRAMADOL HCL 50 MG TABLET	1/24/2012			180	23	7.83
	TRAMADOL HCL 50 MG TABLET	12/5/2012			120	30	4.00
3	MORPHINE SULFATE IR 15 MG TAB	2/9/2012	1	2	30	5	6.00
	MORPHINE SULFATE IR 15 MG TAB	2/20/2012			30	4	7.50
	MORPHINE SULFATE IR 15 MG TAB	3/12/2012			30	3	10.00
	MORPHINE SULF 10 MG/5 ML SOLN	2/7/2012			500	12	41.67
	HYDROCODON-ACETAMINOPHN 10-325	1/23/2012			30	5	6.00
	HYDROCODON-ACETAMINOPHN 10-325	1/30/2012			30	5	6.00
	HYDROCODON-ACETAMINOPHN 10-325	2/7/2012			30	5	6.00
	HYDROCODON-ACETAMINOPHN 10-325	3/10/2012			30	5	6.00
	HYDROCODON-ACETAMINOPHN 10-325	3/28/2012			30	7	4.29
	MORPHINE 10 MG/ML VIAL	1/23/2012			25	6	4.17
	HYDROCODON-ACETAMINOPHN 10-325	2/21/2012			30	5	6.00
	HYDROCODON-ACETAMINOPHN 10-325	4/4/2012			30	7	4.29
	HYDROCODON-ACETAMINOPHN 10-325	4/9/2012			30	7	4.29
	HYDROCODON-ACETAMINOPHN 10-325	4/23/2012			30	7	4.29
	HYDROCODON-ACETAMINOPHN 10-325	5/10/2012			30	7	4.29
	HYDROCODON-ACETAMINOPHN 10-325	5/25/2012			30	7	4.29
	HYDROCODON-ACETAMINOPHN 10-325	6/2/2012			30	7	4.29
	HYDROCODON-ACETAMINOPHN 10-325	6/14/2012			30	7	4.29
	HYDROCODON-ACETAMINOPHN 10-325	6/25/2012			30	7	4.29
	HYDROCODON-ACETAMINOPHN 10-325	6/25/2012			30	7	4.29
	HYDROCODON-ACETAMINOPHN 10-325	7/11/2012			30	7	4.29
	HYDROCODON-ACETAMINOPHN 10-325	7/18/2012			30	7	4.29
	HYDROCODON-ACETAMINOPHN 10-325	7/26/2012			30	7	4.29

SD Medicaid Opioid Profiles (top 20 recipients)							
Pat ID#	Label	DOS	Prov#	MD#	Qty Disp	Days Supply	Qty per Day
	HYDROCODON-ACETAMINOPHN 10-325	8/1/2012			30	7	4.29
	HYDROCODON-ACETAMINOPHN 10-325	8/13/2012			30	7	4.29
	HYDROCODON-ACETAMINOPHN 10-325	8/20/2012			30	7	4.29
	HYDROCODON-ACETAMINOPHN 10-325	8/27/2012			30	7	4.29
	HYDROCODON-ACETAMINOPHN 10-325	9/3/2012			30	7	4.29
	HYDROCODON-ACETAMINOPHN 10-325	9/11/2012			30	7	4.29
	HYDROCODON-ACETAMINOPHN 10-325	9/19/2012			30	7	4.29
	HYDROCODON-ACETAMINOPHN 10-325	9/29/2012			30	7	4.29
	HYDROCODON-ACETAMINOPHN 10-325	10/9/2012			30	7	4.29
	HYDROCODON-ACETAMINOPHN 10-325	10/18/2012			30	7	4.29
	HYDROCODON-ACETAMINOPHN 10-325	10/26/2012			30	7	4.29
	HYDROCODON-ACETAMINOPHN 10-325	11/3/2012			30	7	4.29
	HYDROCODON-ACETAMINOPHN 10-325	11/12/2012			30	7	4.29
	HYDROCODON-ACETAMINOPHN 10-325	11/19/2012			30	7	4.29
	HYDROCODON-ACETAMINOPHN 10-325	11/28/2012			30	7	4.29
	HYDROCODON-ACETAMINOPHN 10-325	12/5/2012			30	7	4.29
	HYDROCODON-ACETAMINOPHN 10-325	12/13/2012			30	7	4.29
	HYDROCODON-ACETAMINOPHN 10-325	12/20/2012			30	7	4.29
	HYDROCODON-ACETAMINOPHN 10-325	12/31/2012			30	7	4.29
	OXYCONTIN 10 MG TABLET	4/4/2012			30	15	2.00
	OXYCONTIN 10 MG TABLET	4/16/2012			30	15	2.00
	OXYCONTIN 10 MG TABLET	5/29/2012			30	15	2.00
	OXYCONTIN 10 MG TABLET	6/11/2012			30	15	2.00
	OXYCONTIN 10 MG TABLET	6/25/2012			30	15	2.00
	OXYCONTIN 10 MG TABLET	6/25/2012			30	15	2.00
	OXYCONTIN 10 MG TABLET	7/10/2012			30	15	2.00
	OXYCONTIN 10 MG TABLET	7/23/2012			30	15	2.00
	OXYCONTIN 10 MG TABLET	8/8/2012			30	15	2.00
	OXYCONTIN 10 MG TABLET	8/22/2012			30	15	2.00
	OXYCONTIN 10 MG TABLET	9/7/2012			30	15	2.00
	OXYCONTIN 10 MG TABLET	9/20/2012			30	15	2.00
	OXYCONTIN 10 MG TABLET	10/9/2012			30	15	2.00
	OXYCONTIN 10 MG TABLET	10/22/2012			30	15	2.00
	OXYCONTIN 10 MG TABLET	11/5/2012			30	15	2.00
	OXYCONTIN 10 MG TABLET	11/21/2012			30	15	2.00
	OXYCONTIN 10 MG TABLET	12/11/2012			30	15	2.00
	OXYCONTIN 10 MG TABLET	12/24/2012			30	15	2.00

SD Medicaid Opioid Profiles (top 20 recipients)							
Pat ID#	Label	DOS	Prov#	MD#	Qty Disp	Days Supply	Qty per Day
	OXYCONTIN 20 MG TABLET	1/23/2012			30	15	2.00
	OXYCONTIN 20 MG TABLET	2/4/2012			30	15	2.00
	OXYCONTIN 20 MG TABLET	2/20/2012			30	15	2.00
	OXYCONTIN 20 MG TABLET	3/9/2012			30	15	2.00
	OXYCONTIN 20 MG TABLET	4/18/2012			30	15	2.00
	OXYCONTIN 20 MG TABLET	5/7/2012			30	15	2.00
	OXYCONTIN 20 MG TABLET	5/18/2012			30	15	2.00
4	HYDROCODON-ACETAMINOPHEN 5-500	3/12/2012	2	2	10	2	5.00
	HYDROCODON-ACETAMINOPHN 10-325	4/27/2012			60	6	10.00
	HYDROCODON-ACETAMINOPHN 10-325	5/3/2012			120	10	12.00
	HYDROCODON-ACETAMINOPHN 10-325	5/16/2012			60	6	10.00
	HYDROCODON-ACETAMINOPHN 10-325	5/21/2012			60	6	10.00
	HYDROCODON-ACETAMINOPHN 10-325	5/28/2012			60	6	10.00
	HYDROCODON-ACETAMINOPHN 10-325	6/4/2012			60	6	10.00
	HYDROCODON-ACETAMINOPHN 10-325	6/11/2012			60	6	10.00
	HYDROCODON-ACETAMINOPHN 10-325	6/18/2012			70	5	14.00
	HYDROCODON-ACETAMINOPHN 10-325	6/24/2012			70	5	14.00
	HYDROCODON-ACETAMINOPHN 10-325	6/24/2012			70	5	14.00
	HYDROCODON-ACETAMINOPHN 10-325	7/9/2012			70	7	10.00
	HYDROCODON-ACETAMINOPHN 10-325	7/15/2012			70	7	10.00
	HYDROCODON-ACETAMINOPHN 10-325	7/23/2012			70	7	10.00
	HYDROCODON-ACETAMINOPHN 10-325	7/30/2012			70	7	10.00
	HYDROCODON-ACETAMINOPHN 10-325	8/5/2012			70	7	10.00
	HYDROCODON-ACETAMINOPHN 10-325	8/13/2012			70	7	10.00
	HYDROCODON-ACETAMINOPHN 10-325	8/19/2012			70	7	10.00
	HYDROCODON-ACETAMINOPHN 10-325	8/27/2012			70	7	10.00
	HYDROCODON-ACETAMINOPHN 10-325	9/2/2012			70	7	10.00
	HYDROCODON-ACETAMINOPHN 10-325	9/9/2012			70	7	10.00
	HYDROCODON-ACETAMINOPHN 10-325	9/14/2012			140	14	10.00
	HYDROCODON-ACETAMINOPHN 10-325	10/1/2012			70	7	10.00
	HYDROCODON-ACETAMINOPHN 10-325	10/7/2012			70	7	10.00
	HYDROCODON-ACETAMINOPHN 10-325	10/15/2012			70	6	11.67
	HYDROCODON-ACETAMINOPHN 10-325	10/22/2012			140	15	9.33
	HYDROCODON-ACETAMINOPHN 10-325	11/5/2012			140	12	11.67
	HYDROCODON-ACETAMINOPHN 10-325	11/19/2012			140	12	11.67
	HYDROCODON-ACETAMINOPHN 10-325	12/3/2012			140	11	12.73
	HYDROCODON-ACETAMINOPHN 10-325	12/16/2012			140	11	12.73



SD Medicaid Opioid Profiles (top 20 recipients)							
Pat ID#	Label	DOS	Prov#	MD#	Qty Disp	Days Supply	Qty per Day
	HYDROCODON-ACETAMINOPHN 10-325	12/27/2012			140	11	12.73
	HYDROCODON-ACETAMINOPH 7.5-325	1/1/2012			50	5	10.00
	HYDROCODON-ACETAMINOPH 7.5-325	1/9/2012			50	5	10.00
	HYDROCODON-ACETAMINOPH 7.5-325	1/15/2012			50	5	10.00
	HYDROCODON-ACETAMINOPH 7.5-325	1/23/2012			50	4	12.50
	HYDROCODON-ACETAMINOPH 7.5-325	1/29/2012			50	4	12.50
	HYDROCODON-ACETAMINOPH 7.5-325	2/6/2012			50	5	10.00
	HYDROCODON-ACETAMINOPH 7.5-325	2/12/2012			50	5	10.00
	HYDROCODON-ACETAMINOPH 7.5-325	2/20/2012			50	5	10.00
	HYDROCODON-ACETAMINOPH 7.5-325	2/26/2012			50	5	10.00
	HYDROCODON-ACETAMINOPH 7.5-325	3/5/2012			50	4	12.50
	HYDROCODON-ACETAMINOPH 7.5-325	3/11/2012			50	4	12.50
	HYDROCODON-ACETAMINOPH 7.5-325	3/19/2012			50	5	10.00
	HYDROCODON-ACETAMINOPH 7.5-325	3/25/2012			50	5	10.00
	HYDROCODON-ACETAMINOPH 7.5-325	4/2/2012			50	16	3.13
	HYDROCODON-ACETAMINOPH 7.5-325	4/10/2012			70	7	10.00
	HYDROCODON-ACETAMINOPH 7.5-325	4/15/2012			70	7	10.00
	HYDROCODON-ACETAMINOPH 7.5-325	4/23/2012			70	7	10.00
5	HYDROCODON-ACETAMINOPHN 10-650	1/9/2012	2	2	35	7	5.00
	HYDROCODON-ACETAMINOPHN 10-650	1/16/2012			35	7	5.00
	HYDROCODON-ACETAMINOPHN 10-650	1/23/2012			35	7	5.00
	HYDROCODON-ACETAMINOPHN 10-650	1/30/2012			35	7	5.00
	HYDROCODON-ACETAMINOPHN 10-650	2/9/2012			35	7	5.00
	HYDROCODON-ACETAMINOPHN 10-650	2/13/2012			35	7	5.00
	HYDROCODON-ACETAMINOPHN 10-650	2/20/2012			35	7	5.00
	HYDROCODON-ACETAMINOPHN 10-650	2/27/2012			35	7	5.00
	HYDROCODON-ACETAMINOPHN 10-650	3/7/2012			35	7	5.00
	HYDROCODON-ACETAMINOPHN 10-650	3/12/2012			35	7	5.00
	HYDROCODON-ACETAMINOPHN 10-650	3/19/2012			35	7	5.00
	HYDROCODON-ACETAMINOPHN 10-650	3/29/2012			35	7	5.00
	HYDROCODON-ACETAMINOPHN 10-650	4/2/2012			35	7	5.00
	HYDROCODON-ACETAMINOPHN 10-650	4/12/2012			35	7	5.00
	HYDROCODON-ACETAMINOPHN 10-650	4/16/2012			35	7	5.00
	HYDROCODON-ACETAMINOPHN 10-650	4/23/2012			35	7	5.00
	HYDROCODON-ACETAMINOPHN 10-650	4/30/2012			35	7	5.00
	HYDROCODON-ACETAMINOPHN 10-650	5/7/2012			35	7	5.00
	HYDROCODON-ACETAMINOPHN 10-650	5/14/2012			35	7	5.00

SD Medicaid Opioid Profiles (top 20 recipients)							
Pat ID#	Label	DOS	Prov#	MD#	Qty Disp	Days Supply	Qty per Day
	HYDROCODON-ACETAMINOPHN 10-650	5/21/2012			35	7	5.00
	HYDROCODON-ACETAMINOPHN 10-650	5/29/2012			35	7	5.00
	HYDROCODON-ACETAMINOPHN 10-650	6/4/2012			35	7	5.00
	HYDROCODON-ACETAMINOPHN 10-650	6/11/2012			35	7	5.00
	HYDROCODON-ACETAMINOPHN 10-650	6/18/2012			35	7	5.00
	HYDROCODON-ACETAMINOPHN 10-650	6/25/2012			35	7	5.00
	HYDROCODON-ACETAMINOPHN 10-650	6/25/2012			35	7	5.00
	HYDROCODON-ACETAMINOPHN 10-650	7/9/2012			35	7	5.00
	HYDROCODON-ACETAMINOPHN 10-650	7/16/2012			35	7	5.00
	HYDROCODON-ACETAMINOPHN 10-650	7/23/2012			35	7	5.00
	HYDROCODON-ACETAMINOPHN 10-650	8/2/2012			35	5	7.00
	HYDROCODON-ACETAMINOPHN 10-650	8/6/2012			35	5	7.00
	HYDROCODON-ACETAMINOPHN 10-650	8/13/2012			35	7	5.00
	HYDROCODON-ACETAMINOPHN 10-650	8/20/2012			35	7	5.00
	HYDROCODON-ACETAMINOPHN 10-650	8/27/2012			35	7	5.00
	HYDROCODON-ACETAMINOPHN 10-650	9/4/2012			35	7	5.00
	HYDROCODON-ACETAMINOPHN 10-650	9/10/2012			35	7	5.00
	HYDROCODON-ACETAMINOPHN 10-650	9/17/2012			35	7	5.00
	HYDROCODON-ACETAMINOPHN 10-650	9/24/2012			35	7	5.00
	HYDROCODON-ACETAMINOPHN 10-650	10/2/2012			35	7	5.00
	HYDROCODON-ACETAMINOPHN 10-650	10/8/2012			35	7	5.00
	HYDROCODON-ACETAMINOPHN 10-650	10/15/2012			35	7	5.00
	HYDROCODON-ACETAMINOPHN 10-650	10/22/2012			35	7	5.00
	HYDROCODON-ACETAMINOPHN 10-650	10/30/2012			35	7	5.00
	HYDROCODON-ACETAMINOPHN 10-650	11/5/2012			35	7	5.00
	HYDROCODON-ACETAMINOPHN 10-650	11/12/2012			35	7	5.00
	HYDROCODON-ACETAMINOPHN 10-650	11/19/2012			35	7	5.00
	HYDROCODON-ACETAMINOPHN 10-650	11/26/2012			35	7	5.00
	HYDROCODON-ACETAMINOPHN 10-650	12/3/2012			35	7	5.00
	HYDROCODON-ACETAMINOPHN 10-650	12/10/2012			35	7	5.00
	HYDROCODON-ACETAMINOPHN 10-650	12/17/2012			35	7	5.00
	HYDROCODON-ACETAMINOPHN 10-650	12/26/2012			35	7	5.00
	HYDROCODON-ACETAMINOPHN 10-650	12/31/2012			35	7	5.00
6	TRAMADOL HCL 50 MG TABLET	3/1/2012	4	6	14	5	2.80
	HYDROCODON-ACETAMINOPHEN 5-500	10/8/2012			28	7	4.00
	HYDROCODON-ACETAMINOPHEN 5-500	10/15/2012			28	7	4.00
	HYDROCODON-ACETAMINOPHEN 5-500	10/22/2012			28	7	4.00

SD Medicaid Opioid Profiles (top 20 recipients)							
Pat ID#	Label	DOS	Prov#	MD#	Qty Disp	Days Supply	Qty per Day
	HYDROCODON-ACETAMINOPHEN 5-500	10/29/2012			28	7	4.00
	HYDROCODON-ACETAMINOPHEN 5-500	11/5/2012			28	7	4.00
	HYDROCODON-ACETAMINOPHEN 5-500	11/12/2012			28	7	4.00
	HYDROCODON-ACETAMINOPHEN 5-500	11/19/2012			28	7	4.00
	HYDROCODON-ACETAMINOPHEN 5-500	11/26/2012			28	7	4.00
	HYDROCODON-ACETAMINOPHEN 5-500	12/3/2012			28	7	4.00
	HYDROCODON-ACETAMINOPHEN 5-500	12/10/2012			28	7	4.00
	HYDROCODON-ACETAMINOPHEN 5-500	12/17/2012			28	7	4.00
	HYDROCODON-ACETAMINOPHEN 5-500	12/24/2012			28	7	4.00
	HYDROCODON-ACETAMINOPHEN 5-500	12/31/2012			28	7	4.00
	HYDROCODON-ACETAMINOPHEN 5-325	1/3/2012			10	2	5.00
	HYDROCODON-ACETAMINOPHEN 5-325	1/6/2012			28	7	4.00
	HYDROCODON-ACETAMINOPHEN 5-325	1/12/2012			28	7	4.00
	HYDROCODON-ACETAMINOPHEN 5-325	1/18/2012			28	7	4.00
	HYDROCODON-ACETAMINOPHEN 5-325	1/26/2012			28	7	4.00
	HYDROCODON-ACETAMINOPHEN 5-325	2/1/2012			28	7	4.00
	HYDROCODON-ACETAMINOPHEN 5-325	2/8/2012			28	7	4.00
	HYDROCODON-ACETAMINOPHEN 5-325	2/15/2012			28	7	4.00
	HYDROCODON-ACETAMINOPHEN 5-325	2/23/2012			28	7	4.00
	HYDROCODON-ACETAMINOPHEN 5-325	4/11/2012			28	7	4.00
	HYDROCODON-ACETAMINOPHEN 5-325	4/18/2012			28	7	4.00
	HYDROCODON-ACETAMINOPHEN 5-325	4/25/2012			28	7	4.00
	HYDROCODON-ACETAMINOPHEN 5-325	5/2/2012			28	7	4.00
	HYDROCODON-ACETAMINOPHEN 5-325	5/9/2012			28	7	4.00
	HYDROCODON-ACETAMINOPHEN 5-325	5/17/2012			28	7	4.00
	HYDROCODON-ACETAMINOPHEN 5-325	5/22/2012			28	7	4.00
	OXYCODONE-ACETAMINOPHEN 5-325	9/13/2012			30	5	6.00
	HYDROCODON-ACETAMINOPHEN 5-325	3/3/2012			28	7	4.00
	HYDROCODON-ACETAMINOPHEN 5-325	3/15/2012			28	7	4.00
	HYDROCODON-ACETAMINOPHEN 5-325	3/20/2012			28	7	4.00
	HYDROCODON-ACETAMINOPHEN 5-325	3/28/2012			28	7	4.00
	HYDROCODON-ACETAMINOPHEN 5-325	4/3/2012			28	7	4.00
	HYDROCODON-ACETAMINOPHEN 5-325	6/5/2012			28	7	4.00
	HYDROCODON-ACETAMINOPHEN 5-325	6/14/2012			28	7	4.00
	HYDROCODON-ACETAMINOPHEN 5-325	6/19/2012			28	7	4.00
	HYDROCODON-ACETAMINOPHEN 5-325	6/26/2012			28	7	4.00
	HYDROCODON-ACETAMINOPHEN 5-325	6/26/2012			28	7	4.00

SD Medicaid Opioid Profiles (top 20 recipients)							
Pat ID#	Label	DOS	Prov#	MD#	Qty Disp	Days Supply	Qty per Day
	HYDROCODON-ACETAMINOPHEN 5-325	7/9/2012			28	7	4.00
	HYDROCODON-ACETAMINOPHEN 5-325	7/16/2012			28	7	4.00
	HYDROCODON-ACETAMINOPHEN 5-325	7/23/2012			28	7	4.00
	HYDROCODON-ACETAMINOPHEN 5-325	7/30/2012			28	7	4.00
	HYDROCODON-ACETAMINOPHEN 5-325	8/6/2012			28	7	4.00
	HYDROCODON-ACETAMINOPHEN 5-325	8/16/2012			28	7	4.00
	HYDROCODON-ACETAMINOPHEN 5-325	8/21/2012			28	7	4.00
	HYDROCODON-ACETAMINOPHEN 5-325	8/27/2012			28	7	4.00
	HYDROCODON-ACETAMINOPHEN 5-325	9/4/2012			28	7	4.00
	HYDROCODON-ACETAMINOPHEN 5-325	9/10/2012			28	7	4.00
	HYDROCODON-ACETAMINOPHEN 5-325	9/17/2012			28	7	4.00
	HYDROCODON-ACETAMINOPHEN 5-325	9/24/2012			28	7	4.00
	HYDROCODON-ACETAMINOPHEN 5-325	10/1/2012			28	7	4.00
	HYDROCODON-ACETAMINOPHEN 5-325	5/29/2012			28	7	4.00
7	FENTANYL 50 MCG/HR PATCH	2/28/2012	5	3	10	30	0.33
	HYDROCODON-ACETAMINOPHEN 5-325	1/31/2012			90	15	6.00
	HYDROCODON-ACETAMINOPHEN 5-325	2/29/2012			90	15	6.00
	HYDROCODON-ACETAMINOPHEN 5-325	4/27/2012			90	12	7.50
	HYDROCODON-ACETAMINOPHEN 5-325	5/22/2012			90	15	6.00
	OXYCODONE-ACETAMINOPHEN 5-325	8/24/2012			120	30	4.00
	OXYCODONE-ACETAMINOPHEN 5-325	9/21/2012			120	30	4.00
	OXYCODONE-ACETAMINOPHEN 5-325	10/23/2012			120	30	4.00
	OXYCODONE-ACETAMINOPHEN 5-325	11/19/2012			120	30	4.00
	OXYCODONE-ACETAMINOPHEN 5-325	12/18/2012			120	30	4.00
	OXYCODONE-ACETAMINOPHEN 5-325	1/4/2012			60	10	6.00
	OXYCODONE-ACETAMINOPHEN 5-325	1/19/2012			90	15	6.00
	OXYCODONE-ACETAMINOPHEN 5-325	6/6/2012			60	20	3.00
	OXYCODONE-ACETAMINOPHEN 5-325	6/23/2012			60	15	4.00
	OXYCODONE-ACETAMINOPHEN 5-325	6/23/2012			60	15	4.00
	OXYCODONE-ACETAMINOPHEN 5-325	7/7/2012			15	4	3.75
	OXYCODONE-ACETAMINOPHEN 5-325	7/13/2012			120	30	4.00
	OXYCODONE-ACETAMINOPHEN 5-325	8/20/2012			50	5	10.00
	FENTANYL 50 MCG/HR PATCH	1/31/2012			10	30	0.33
	FENTANYL 50 MCG/HR PATCH	3/27/2012			10	30	0.33
	FENTANYL 50 MCG/HR PATCH	5/2/2012			10	30	0.33
	FENTANYL 75 MCG/HR PATCH	6/6/2012			10	30	0.33
	FENTANYL 75 MCG/HR PATCH	8/24/2012			10	30	0.33

SD Medicaid Opioid Profiles (top 20 recipients)							
Pat ID#	Label	DOS	Prov#	MD#	Qty Disp	Days Supply	Qty per Day
	FENTANYL 75 MCG/HR PATCH	9/21/2012			10	30	0.33
	FENTANYL 75 MCG/HR PATCH	10/23/2012			10	30	0.33
	FENTANYL 100 MCG/HR PATCH	11/9/2012			10	30	0.33
	FENTANYL 100 MCG/HR PATCH	12/18/2012			10	30	0.33
	TRAMADOL HCL 50 MG TABLET	4/12/2012			60	15	4.00
	TRAMADOL HCL 50 MG TABLET	4/27/2012			60	15	4.00
	TRAMADOL HCL 50 MG TABLET	5/11/2012			60	15	4.00
	TRAMADOL HCL 50 MG TABLET	5/22/2012			60	20	3.00
	TRAMADOL HCL 50 MG TABLET	6/7/2012			60	20	3.00
	TRAMADOL HCL 50 MG TABLET	6/23/2012			60	15	4.00
	TRAMADOL HCL 50 MG TABLET	6/23/2012			60	15	4.00
	TRAMADOL HCL 50 MG TABLET	7/6/2012			60	15	4.00
	TRAMADOL HCL 50 MG TABLET	7/20/2012			60	15	4.00
	TRAMADOL HCL 50 MG TABLET	8/13/2012			60	15	4.00
	TRAMADOL HCL 50 MG TABLET	9/4/2012			60	15	4.00
	TRAMADOL HCL 50 MG TABLET	9/21/2012			60	15	4.00
	TRAMADOL HCL 50 MG TABLET	10/11/2012			60	15	4.00
	TRAMADOL HCL 50 MG TABLET	10/23/2012			60	15	4.00
	TRAMADOL HCL 50 MG TABLET	11/5/2012			60	15	4.00
	TRAMADOL HCL 50 MG TABLET	11/21/2012			60	30	2.00
	TRAMADOL HCL 50 MG TABLET	12/7/2012			60	15	4.00
	TRAMADOL HCL 50 MG TABLET	12/20/2012			60	10	6.00
	HYDROCODON-ACETAMINOPHEN 5-325	3/27/2012			90	15	6.00
	TRAMADOL HCL 50 MG TABLET	1/27/2012			60	15	4.00
	TRAMADOL HCL 50 MG TABLET	2/14/2012			60	20	3.00
	TRAMADOL HCL 50 MG TABLET	3/1/2012			60	15	4.00
	TRAMADOL HCL 50 MG TABLET	3/19/2012			60	10	6.00
	TRAMADOL HCL 50 MG TABLET	3/27/2012			60	15	4.00
8	OXYCODONE HCL 10 MG TABLET	1/3/2012	2	4	30	2	15.00
	OXYCODONE HCL 10 MG TABLET	1/10/2012			60	4	15.00
	OXYCODONE HCL 10 MG TABLET	1/13/2012			30	4	7.50
	OXYCODONE HCL 10 MG TABLET	1/19/2012			30	5	6.00
	OXYCODONE HCL 10 MG TABLET	1/30/2012			30	5	6.00
	OXYCODONE HCL 10 MG TABLET	2/6/2012			60	4	15.00
	OXYCODONE HCL 10 MG TABLET	2/12/2012			60	4	15.00
	OXYCODONE HCL 10 MG TABLET	2/24/2012			30	4	7.50
	OXYCODONE HCL 10 MG TABLET	2/29/2012			22	3	7.33

SD Medicaid Opioid Profiles (top 20 recipients)							
Pat ID#	Label	DOS	Prov#	MD#	Qty Disp	Days Supply	Qty per Day
	OXYCODONE HCL 10 MG TABLET	3/1/2012			60	4	15.00
	OXYCODONE HCL 10 MG TABLET	3/7/2012			60	4	15.00
	OXYCODONE HCL 10 MG TABLET	3/16/2012			30	2	15.00
	OXYCODONE HCL 10 MG TABLET	3/24/2012			60	4	15.00
	OXYCODONE HCL 10 MG TABLET	4/2/2012			60	4	15.00
	OXYCODONE HCL 10 MG TABLET	4/8/2012			30	7	4.29
	OXYCODONE HCL 10 MG TABLET	4/11/2012			60	4	15.00
	OXYCODONE HCL 10 MG TABLET	4/21/2012			60	4	15.00
	OXYCODONE HCL 10 MG TABLET	5/1/2012			30	2	15.00
	OXYCODONE HCL 10 MG TABLET	5/5/2012			60	3	20.00
	OXYCODONE HCL 10 MG TABLET	5/8/2012			60	4	15.00
	OXYCODONE HCL 10 MG TABLET	5/14/2012			60	4	15.00
	OXYCODONE HCL 10 MG TABLET	5/20/2012			30	4	7.50
	OXYCODONE HCL 10 MG TABLET	6/1/2012			60	4	15.00
	OXYCODONE HCL 10 MG TABLET	6/6/2012			30	4	7.50
	OXYCODONE HCL 10 MG TABLET	6/10/2012			30	4	7.50
	OXYCODONE HCL 10 MG TABLET	6/19/2012			60	4	15.00
	OXYCODONE HCL 10 MG TABLET	7/21/2012			60	4	15.00
	OXYCODONE HCL 10 MG TABLET	7/27/2012			60	4	15.00
	OXYCODONE HCL 10 MG TABLET	8/10/2012			30	2	15.00
	OXYCODONE HCL 10 MG TABLET	8/17/2012			30	2	15.00
	OXYCODONE HCL 10 MG TABLET	8/26/2012			30	2	15.00
	OXYCODONE HCL 10 MG TABLET	9/4/2012			30	2	15.00
	OXYCODONE HCL 10 MG TABLET	9/11/2012			30	2	15.00
	OXYCODONE HCL 10 MG TABLET	9/19/2012			30	2	15.00
	OXYCODONE HCL 10 MG TABLET	9/26/2012			30	2	15.00
	OXYCODONE HCL 10 MG TABLET	10/5/2012			30	2	15.00
	OXYCODONE HCL 10 MG TABLET	10/13/2012			30	2	15.00
	OXYCODONE HCL 10 MG TABLET	10/22/2012			30	2	15.00
	OXYCODONE HCL 10 MG TABLET	10/29/2012			30	2	15.00
	OXYCODONE HCL 10 MG TABLET	11/5/2012			30	2	15.00
	OXYCODONE HCL 10 MG TABLET	11/12/2012			30	2	15.00
	OXYCODONE HCL 10 MG TABLET	11/21/2012			30	2	15.00
	OXYCODONE HCL 10 MG TABLET	11/28/2012			30	2	15.00
	OXYCODONE HCL 10 MG TABLET	12/6/2012			60	5	12.00
	OXYCODONE HCL 10 MG TABLET	12/19/2012			30	2	15.00
	OXYCODONE HCL 10 MG TABLET	12/30/2012			30	2	15.00

SD Medicaid Opioid Profiles (top 20 recipients)							
Pat ID#	Label	DOS	Prov#	MD#	Qty Disp	Days Supply	Qty per Day
	OXYCONTIN 30 MG TABLET	8/2/2012			60	30	2.00
	OXYCONTIN 30 MG TABLET	8/22/2012			60	30	2.00
	OXYCONTIN 30 MG TABLET	9/7/2012			60	30	2.00
	OXYCONTIN 30 MG TABLET	9/29/2012			60	30	2.00
	OXYCONTIN 30 MG TABLET	10/19/2012			60	30	2.00
	OXYCONTIN 30 MG TABLET	11/6/2012			60	20	3.00
	OXYCONTIN 30 MG TABLET	11/21/2012			60	20	3.00
	OXYCONTIN 30 MG TABLET	12/21/2012			60	20	3.00
9	MORPHINE SULF 100 MG/5 ML SOLN	1/17/2012	4	9	10	3	3.33
	MORPHINE SULF 100 MG/5 ML SOLN	1/30/2012			10	3	3.33
	HYDROCODONE-ACETAMINOPHEN SOLN	1/9/2012			240	4	60.00
	TRAMADOL-ACETAMINOPHN 37.5-325	4/23/2012			40	4	10.00
	TRAMADOL-ACETAMINOPHN 37.5-325	4/26/2012			40	4	10.00
	FENTANYL 25 MCG/HR PATCH	10/27/2012			10	30	0.33
	HYDROCODON-ACETAMINOPH 7.5-325	5/31/2012			60	6	10.00
	HYDROCODON-ACETAMINOPH 7.5-325	6/20/2012			60	6	10.00
	HYDROCODON-ACETAMINOPH 7.5-325	6/27/2012			60	6	10.00
	HYDROCODON-ACETAMINOPH 7.5-325	6/27/2012			60	6	10.00
	HYDROCODON-ACETAMINOPH 7.5-325	7/17/2012			112	14	8.00
	HYDROCODON-ACETAMINOPH 7.5-325	7/31/2012			240	30	8.00
	HYDROCODON-ACETAMINOPH 7.5-325	8/27/2012			200	25	8.00
	HYDROCODON-ACETAMINOPH 7.5-325	12/24/2012			150	25	6.00
	HYDROCODON-ACETAMINOPH 7.5-325	10/27/2012			150	25	6.00
	HYDROCODON-ACETAMINOPH 7.5-325	11/26/2012			150	30	5.00
	HYDROCODON-ACETAMINOPHN 10-325	2/22/2012			150	12	12.50
	OXYCODONE-ACETAMINOPHEN 10-325	1/28/2012			15	2	7.50
	OXYCODONE HCL 5 MG TABLET	1/17/2012			170	15	11.33
	OXYCODONE HCL 5 MG TABLET	1/30/2012			170	15	11.33
	OXYCODONE HCL 5 MG TABLET	2/7/2012			200	12	16.67
	HYDROCODON-ACETAMINOPHN 10-325	3/6/2012			300	30	10.00
	HYDROCODON-ACETAMINOPHN 10-325	4/3/2012			300	30	10.00
	HYDROCODON-ACETAMINOPHN 10-325	5/3/2012			300	30	10.00
	FENTANYL 25 MCG/HR PATCH	11/26/2012			10	30	0.33
	FENTANYL 25 MCG/HR PATCH	12/24/2012			10	30	0.33
	HYDROCODON-ACETAMINOPH 7.5-325	7/10/2012			70	7	10.00
	HYDROCODONE-ACETAMINOPHEN SOLN	6/16/2012			200	5	40.00
	HYDROCODON-ACETAMINOPHN 10-325	2/18/2012			60	5	12.00

SD Medicaid Opioid Profiles (top 20 recipients)							
Pat ID#	Label	DOS	Prov#	MD#	Qty Disp	Days Supply	Qty per Day
	HYDROCODON-ACETAMINOPHEN 5-325	5/31/2012			60	6	10.00
	HYDROCODON-ACETAMINOPHEN 5-325	6/20/2012			60	10	6.00
	FENTANYL 12 MCG/HR PATCH	8/10/2012			5	15	0.33
	FENTANYL 12 MCG/HR PATCH	8/27/2012			10	30	0.33
	TRAMADOL HCL 50 MG TABLET	6/15/2012			240	30	8.00
	TRAMADOL HCL 50 MG TABLET	7/16/2012			60	15	4.00
	TRAMADOL HCL 50 MG TABLET	7/30/2012			60	15	4.00
	TRAMADOL HCL 50 MG TABLET	8/10/2012			60	8	7.50
	TRAMADOL HCL 50 MG TABLET	8/15/2012			60	8	7.50
	TRAMADOL HCL 50 MG TABLET	8/20/2012			60	8	7.50
	TRAMADOL HCL 50 MG TABLET	8/27/2012			180	23	7.83
	TRAMADOL HCL 50 MG TABLET	9/14/2012			180	23	7.83
	TRAMADOL HCL 50 MG TABLET	10/1/2012			180	23	7.83
	TRAMADOL HCL 50 MG TABLET	10/29/2012			180	23	7.83
	TRAMADOL HCL 50 MG TABLET	11/23/2012			180	23	7.83
	TRAMADOL HCL 50 MG TABLET	12/17/2012			180	23	7.83
	OXYCODONE-ACETAMINOPHEN 5-325	1/3/2012			180	15	12.00
	TRAMADOL HCL 50 MG TABLET	2/13/2012			30	8	3.75
	TRAMADOL HCL 50 MG TABLET	5/16/2012			60	8	7.50
	TRAMADOL HCL 50 MG TABLET	5/21/2012			60	8	7.50
	TRAMADOL HCL 50 MG TABLET	5/26/2012			60	8	7.50
	TRAMADOL HCL 50 MG TABLET	5/31/2012			60	8	7.50
	TRAMADOL HCL 50 MG TABLET	6/5/2012			60	15	4.00
	TRAMADOL HCL 50 MG TABLET	7/6/2012			60	15	4.00
	TRAMADOL HCL 50 MG TABLET	3/4/2012			20	3	6.67
10	OXYCODONE-ACETAMINOPHEN 5-325	10/31/2012	3	3	40	3	13.33
	HYDROCODON-ACETAMINOPHN 10-325	1/9/2012			180	30	6.00
	HYDROCODON-ACETAMINOPHN 10-325	2/13/2012			40	7	5.71
	HYDROCODON-ACETAMINOPHN 10-325	3/16/2012			42	7	6.00
	HYDROCODON-ACETAMINOPHN 10-325	3/21/2012			42	7	6.00
	HYDROCODON-ACETAMINOPHN 10-325	4/27/2012			21	7	3.00
	HYDROCODON-ACETAMINOPHN 10-325	6/1/2012			21	7	3.00
	HYDROCODON-ACETAMINOPHN 10-325	6/12/2012			21	4	5.25
	HYDROCODON-ACETAMINOPHN 10-325	6/25/2012			21	4	5.25
	HYDROCODON-ACETAMINOPHN 10-325	6/25/2012			21	4	5.25
	HYDROCODON-ACETAMINOPHN 10-325	7/30/2012			21	4	5.25
	HYDROCODON-ACETAMINOPHN 10-325	8/7/2012			21	4	5.25



SD Medicaid Opioid Profiles (top 20 recipients)							
Pat ID#	Label	DOS	Prov#	MD#	Qty Disp	Days Supply	Qty per Day
	HYDROCODON-ACETAMINOPHN 10-325	8/14/2012			21	4	5.25
	HYDROCODON-ACETAMINOPHN 10-325	8/20/2012			21	4	5.25
	HYDROCODON-ACETAMINOPHN 10-325	8/27/2012			21	4	5.25
	HYDROCODON-ACETAMINOPHN 10-325	9/4/2012			21	4	5.25
	HYDROCODON-ACETAMINOPHN 10-325	9/19/2012			21	4	5.25
	HYDROCODON-ACETAMINOPHN 10-325	9/26/2012			21	7	3.00
	HYDROCODON-ACETAMINOPHN 10-325	10/4/2012			21	4	5.25
	HYDROCODON-ACETAMINOPHN 10-325	10/11/2012			21	4	5.25
	HYDROCODON-ACETAMINOPHN 10-325	10/18/2012			21	4	5.25
	HYDROCODON-ACETAMINOPHN 10-325	10/25/2012			40	7	5.71
	FENTANYL 75 MCG/HR PATCH	2/15/2012			5	15	0.33
	FENTANYL 75 MCG/HR PATCH	3/2/2012			10	30	0.33
	FENTANYL 75 MCG/HR PATCH	6/18/2012			5	15	0.33
	FENTANYL 75 MCG/HR PATCH	6/27/2012			5	15	0.33
	FENTANYL 75 MCG/HR PATCH	6/27/2012			5	15	0.33
	FENTANYL 75 MCG/HR PATCH	7/24/2012			5	15	0.33
	FENTANYL 75 MCG/HR PATCH	8/10/2012			5	15	0.33
	FENTANYL 75 MCG/HR PATCH	8/27/2012			5	15	0.33
	FENTANYL 75 MCG/HR PATCH	9/24/2012			5	15	0.33
	OXYCODONE HCL 10 MG TABLET	1/17/2012			270	15	18.00
	OXYCODONE HCL 10 MG TABLET	2/1/2012			360	30	12.00
	HYDROCODON-ACETAMINOPHN 10-325	4/4/2012			21	7	3.00
	HYDROCODON-ACETAMINOPHN 10-325	4/13/2012			21	7	3.00
	HYDROCODON-ACETAMINOPHN 10-325	5/10/2012			21	7	3.00
	HYDROCODON-ACETAMINOPHN 10-325	5/22/2012			21	7	3.00
	HYDROCODON-ACETAMINOPHN 10-325	7/10/2012			21	7	3.00
	HYDROCODON-ACETAMINOPHN 10-325	7/19/2012			21	7	3.00
	HYDROCODON-ACETAMINOPHN 10-325	9/10/2012			21	7	3.00
	TRAMADOL HCL 50 MG TABLET	2/20/2012			240	30	8.00
	TRAMADOL HCL 50 MG TABLET	3/22/2012			240	30	8.00
	TRAMADOL HCL 50 MG TABLET	4/13/2012			240	30	8.00
	TRAMADOL HCL 50 MG TABLET	5/4/2012			240	30	8.00
	TRAMADOL HCL 50 MG TABLET	5/25/2012			240	30	8.00
	TRAMADOL HCL 50 MG TABLET	6/18/2012			240	30	8.00
	TRAMADOL HCL 50 MG TABLET	7/10/2012			240	30	8.00
	TRAMADOL HCL 50 MG TABLET	8/7/2012			240	30	8.00
	TRAMADOL HCL 50 MG TABLET	8/30/2012			240	30	8.00

SD Medicaid Opioid Profiles (top 20 recipients)							
Pat ID#	Label	DOS	Prov#	MD#	Qty Disp	Days Supply	Qty per Day
	TRAMADOL HCL 50 MG TABLET	9/24/2012			240	30	8.00
	TRAMADOL HCL 50 MG TABLET	10/22/2012			240	30	8.00
	FENTANYL 75 MCG/HR PATCH	3/28/2012			5	15	0.33
	FENTANYL 75 MCG/HR PATCH	4/11/2012			5	15	0.33
	FENTANYL 75 MCG/HR PATCH	4/27/2012			5	15	0.33
	FENTANYL 75 MCG/HR PATCH	5/10/2012			5	15	0.33
	FENTANYL 75 MCG/HR PATCH	5/25/2012			5	15	0.33
	FENTANYL 75 MCG/HR PATCH	6/5/2012			5	15	0.33
	FENTANYL 75 MCG/HR PATCH	7/10/2012			5	15	0.33
	FENTANYL 75 MCG/HR PATCH	9/10/2012			5	15	0.33
	FENTANYL 75 MCG/HR PATCH	10/4/2012			5	15	0.33
	FENTANYL 75 MCG/HR PATCH	10/22/2012			5	15	0.33
	FENTANYL 100 MCG/HR PATCH	2/21/2012			5	15	0.33
11	OXYCODONE HCL 5 MG TABLET	9/8/2012	2	2	28	7	4.00
	OXYCONTIN 40 MG TABLET	1/2/2012			14	7	2.00
	OXYCONTIN 40 MG TABLET	1/9/2012			14	7	2.00
	OXYCONTIN 40 MG TABLET	1/16/2012			14	7	2.00
	OXYCONTIN 40 MG TABLET	1/23/2012			14	7	2.00
	OXYCONTIN 40 MG TABLET	1/30/2012			14	7	2.00
	OXYCONTIN 40 MG TABLET	2/6/2012			14	7	2.00
	OXYCONTIN 40 MG TABLET	2/13/2012			14	7	2.00
	OXYCONTIN 40 MG TABLET	2/20/2012			14	7	2.00
	OXYCONTIN 40 MG TABLET	2/27/2012			14	7	2.00
	OXYCONTIN 40 MG TABLET	3/5/2012			14	7	2.00
	OXYCONTIN 40 MG TABLET	3/12/2012			14	7	2.00
	OXYCONTIN 40 MG TABLET	3/19/2012			14	7	2.00
	OXYCONTIN 40 MG TABLET	3/26/2012			14	7	2.00
	OXYCONTIN 40 MG TABLET	4/2/2012			14	7	2.00
	OXYCONTIN 40 MG TABLET	4/9/2012			14	7	2.00
	OXYCONTIN 40 MG TABLET	4/16/2012			14	7	2.00
	OXYCONTIN 40 MG TABLET	4/23/2012			14	7	2.00
	OXYCONTIN 40 MG TABLET	4/30/2012			14	7	2.00
	OXYCONTIN 40 MG TABLET	5/7/2012			14	7	2.00
	OXYCONTIN 40 MG TABLET	5/14/2012			14	7	2.00
	OXYCONTIN 40 MG TABLET	5/21/2012			14	7	2.00
	OXYCONTIN 40 MG TABLET	5/25/2012			14	7	2.00
	OXYCONTIN 40 MG TABLET	6/4/2012			14	7	2.00

SD Medicaid Opioid Profiles (top 20 recipients)							
Pat ID#	Label	DOS	Prov#	MD#	Qty Disp	Days Supply	Qty per Day
	OXYCONTIN 40 MG TABLET	6/11/2012			14	7	2.00
	OXYCONTIN 40 MG TABLET	6/18/2012			14	7	2.00
	OXYCONTIN 40 MG TABLET	6/25/2012			14	7	2.00
	OXYCONTIN 40 MG TABLET	6/25/2012			14	7	2.00
	OXYCONTIN 40 MG TABLET	7/9/2012			14	7	2.00
	OXYCONTIN 40 MG TABLET	7/13/2012			14	7	2.00
	OXYCONTIN 40 MG TABLET	7/23/2012			14	7	2.00
	OXYCONTIN 40 MG TABLET	7/30/2012			14	7	2.00
	OXYCONTIN 40 MG TABLET	8/6/2012			14	7	2.00
	OXYCONTIN 40 MG TABLET	8/13/2012			14	7	2.00
	OXYCONTIN 40 MG TABLET	8/20/2012			14	7	2.00
	OXYCONTIN 40 MG TABLET	8/24/2012			14	7	2.00
	OXYCONTIN 40 MG TABLET	9/1/2012			14	7	2.00
	OXYCONTIN 40 MG TABLET	9/10/2012			14	7	2.00
	OXYCONTIN 40 MG TABLET	9/17/2012			14	7	2.00
	OXYCONTIN 40 MG TABLET	9/24/2012			14	7	2.00
	OXYCONTIN 40 MG TABLET	10/1/2012			14	7	2.00
	OXYCONTIN 40 MG TABLET	10/8/2012			14	7	2.00
	OXYCONTIN 40 MG TABLET	10/15/2012			14	7	2.00
	OXYCONTIN 40 MG TABLET	10/22/2012			14	7	2.00
	OXYCONTIN 40 MG TABLET	10/29/2012			14	7	2.00
	OXYCONTIN 40 MG TABLET	11/5/2012			14	7	2.00
	OXYCONTIN 40 MG TABLET	11/12/2012			14	7	2.00
	OXYCONTIN 40 MG TABLET	11/19/2012			14	7	2.00
	OXYCONTIN 40 MG TABLET	11/26/2012			14	7	2.00
	OXYCONTIN 40 MG TABLET	12/3/2012			14	7	2.00
	OXYCONTIN 40 MG TABLET	12/10/2012			14	7	2.00
	OXYCONTIN 40 MG TABLET	12/17/2012			14	7	2.00
	OXYCONTIN 40 MG TABLET	12/24/2012			14	7	2.00
	OXYCONTIN 40 MG TABLET	12/31/2012			14	7	2.00
12	HYDROCODON-ACETAMINOPHN 10-325	5/15/2012	2	4	60	8	7.50
	HYDROCODON-ACETAMINOPHN 10-325	1/16/2012			60	8	7.50
	HYDROCODON-ACETAMINOPHN 10-325	2/1/2012			60	8	7.50
	HYDROCODON-ACETAMINOPHN 10-325	2/9/2012			60	8	7.50
	HYDROCODON-ACETAMINOPHN 10-325	2/25/2012			60	8	7.50
	HYDROCODON-ACETAMINOPHN 10-325	3/3/2012			60	8	7.50
	HYDROCODON-ACETAMINOPHN 10-325	3/8/2012			60	8	7.50

SD Medicaid Opioid Profiles (top 20 recipients)							
Pat ID#	Label	DOS	Prov#	MD#	Qty Disp	Days Supply	Qty per Day
	HYDROCODON-ACETAMINOPHN 10-325	2/14/2012			60	8	7.50
	HYDROCODON-ACETAMINOPHN 10-325	3/19/2012			60	8	7.50
	HYDROCODON-ACETAMINOPHN 10-325	3/26/2012			60	8	7.50
	HYDROCODON-ACETAMINOPHN 10-325	4/4/2012			60	8	7.50
	HYDROCODON-ACETAMINOPHN 10-325	4/17/2012			60	8	7.50
	HYDROCODON-ACETAMINOPHN 10-325	4/24/2012			60	8	7.50
	HYDROCODON-ACETAMINOPHN 10-325	5/1/2012			60	8	7.50
	HYDROCODON-ACETAMINOPHN 10-325	5/9/2012			60	8	7.50
	HYDROCODON-ACETAMINOPHN 10-325	5/22/2012			60	8	7.50
	HYDROCODON-ACETAMINOPHN 10-325	5/31/2012			60	8	7.50
	HYDROCODON-ACETAMINOPHN 10-325	6/6/2012			60	8	7.50
	HYDROCODON-ACETAMINOPHN 10-325	6/12/2012			60	8	7.50
	HYDROCODON-ACETAMINOPHN 10-325	6/19/2012			60	8	7.50
	HYDROCODON-ACETAMINOPHN 10-325	6/27/2012			60	8	7.50
	HYDROCODON-ACETAMINOPHN 10-325	6/27/2012			60	8	7.50
	HYDROCODON-ACETAMINOPHN 10-325	7/12/2012			60	8	7.50
	HYDROCODON-ACETAMINOPHN 10-325	7/17/2012			60	8	7.50
	HYDROCODON-ACETAMINOPHN 10-325	7/23/2012			60	8	7.50
	HYDROCODON-ACETAMINOPHN 10-325	8/1/2012			30	4	7.50
	HYDROCODON-ACETAMINOPHN 10-325	8/7/2012			30	4	7.50
	HYDROCODON-ACETAMINOPHN 10-325	8/21/2012			30	4	7.50
	HYDROCODON-ACETAMINOPHN 10-325	8/27/2012			30	4	7.50
	HYDROCODON-ACETAMINOPHN 10-325	8/31/2012			30	4	7.50
	HYDROCODON-ACETAMINOPHN 10-325	9/12/2012			30	4	7.50
	HYDROCODON-ACETAMINOPHN 10-325	9/18/2012			30	4	7.50
	HYDROCODON-ACETAMINOPHN 10-325	10/1/2012			30	4	7.50
	HYDROCODON-ACETAMINOPHN 10-325	10/16/2012			30	4	7.50
	HYDROCODON-ACETAMINOPHN 10-325	10/25/2012			30	4	7.50
	HYDROCODON-ACETAMINOPHN 10-325	11/6/2012			30	4	7.50
	HYDROCODON-ACETAMINOPHN 10-325	11/19/2012			30	4	7.50
	HYDROCODON-ACETAMINOPHN 10-325	11/26/2012			30	4	7.50
	HYDROCODON-ACETAMINOPHN 10-325	12/5/2012			30	4	7.50
	HYDROCODON-ACETAMINOPHN 10-325	12/13/2012			30	4	7.50
	HYDROCODON-ACETAMINOPHN 10-325	12/18/2012			30	4	7.50
	HYDROCODON-ACETAMINOPHN 10-325	12/26/2012			30	4	7.50
	HYDROCODON-ACETAMINOPHEN 5-325	8/17/2012			60	8	7.50
	FENTANYL 50 MCG/HR PATCH	1/26/2012			10	30	0.33

SD Medicaid Opioid Profiles (top 20 recipients)							
Pat ID#	Label	DOS	Prov#	MD#	Qty Disp	Days Supply	Qty per Day
	FENTANYL 50 MCG/HR PATCH	2/22/2012			10	30	0.33
	MORPHINE SULF ER 15 MG TABLET	4/3/2012			42	14	3.00
	HYDROCODON-ACETAMINOPHEN 5-325	4/3/2012			40	10	4.00
	HYDROCODON-ACETAMINOPHEN 5-325	5/5/2012			10	3	3.33
	TRAMADOL HCL 50 MG TABLET	1/16/2012			60	8	7.50
	TRAMADOL HCL 50 MG TABLET	1/23/2012			60	8	7.50
	TRAMADOL HCL 50 MG TABLET	2/1/2012			60	8	7.50
	TRAMADOL HCL 50 MG TABLET	2/9/2012			60	8	7.50
	TRAMADOL HCL 50 MG TABLET	2/25/2012			60	8	7.50
	TRAMADOL HCL 50 MG TABLET	3/3/2012			60	8	7.50
	TRAMADOL HCL 50 MG TABLET	3/8/2012			60	8	7.50
	TRAMADOL HCL 50 MG TABLET	4/4/2012			60	8	7.50
13	HYDROCODON-ACETAMINOPHN 10-325	6/7/2012	1	3	40	5	8.00
	HYDROCODON-ACETAMINOPHN 10-325	4/19/2012			42	10	4.20
	HYDROCODON-ACETAMINOPHN 10-325	8/20/2012			64	7	9.14
	HYDROCODON-ACETAMINOPHN 10-325	9/19/2012			40	5	8.00
	HYDROCODON-ACETAMINOPHN 10-325	10/1/2012			40	5	8.00
	HYDROCODON-ACETAMINOPHN 10-325	11/21/2012			24	3	8.00
	HYDROCODON-ACETAMINOPHN 10-325	12/12/2012			48	6	8.00
	HYDROCODON-ACETAMINOPHN 10-325	12/27/2012			48	7	6.86
	HYDROMORPHONE 2 MG TABLET	1/31/2012			36	4	9.00
	OXYCODONE-ACETAMINOPHEN 5-325	4/29/2012			10	2	5.00
	OXYCODONE HCL 15 MG TABLET	1/13/2012			84	14	6.00
	OXYCODONE HCL 10 MG TABLET	3/21/2012			112	14	8.00
	OXYCODONE HCL 10 MG TABLET	10/12/2012			84	10	8.40
	OXYCODONE HCL 10 MG TABLET	12/5/2012			60	7	8.57
	OXYCODONE HCL 20 MG TABLET	1/23/2012			84	14	6.00
	OXYCODONE HCL 15 MG TABLET	4/5/2012			84	14	6.00
	ENDOCET 5-325 TABLET	6/20/2012			10	2	5.00
	ENDOCET 10-325 MG TABLET	1/4/2012			112	14	8.00
	ENDOCET 10-325 MG TABLET	2/3/2012			112	14	8.00
	ENDOCET 10-325 MG TABLET	2/15/2012			112	14	8.00
	ENDOCET 10-325 MG TABLET	2/27/2012			112	14	8.00
	ENDOCET 10-325 MG TABLET	3/12/2012			112	14	8.00
	ENDOCET 10-325 MG TABLET	3/28/2012			112	14	8.00
	ENDOCET 10-325 MG TABLET	4/11/2012			140	14	10.00
	ENDOCET 10-325 MG TABLET	4/23/2012			140	14	10.00

SD Medicaid Opioid Profiles (top 20 recipients)							
Pat ID#	Label	DOS	Prov#	MD#	Qty Disp	Days Supply	Qty per Day
	ENDOCET 10-325 MG TABLET	5/4/2012			140	14	10.00
	ENDOCET 10-325 MG TABLET	5/14/2012			150	15	10.00
	ENDOCET 10-325 MG TABLET	5/29/2012			140	14	10.00
	ENDOCET 10-325 MG TABLET	6/11/2012			140	14	10.00
	ENDOCET 10-325 MG TABLET	6/25/2012			140	14	10.00
	ENDOCET 10-325 MG TABLET	6/25/2012			140	14	10.00
	ENDOCET 10-325 MG TABLET	7/9/2012			140	14	10.00
	ENDOCET 10-325 MG TABLET	7/20/2012			140	14	10.00
	ENDOCET 10-325 MG TABLET	8/1/2012			140	14	10.00
	ENDOCET 10-325 MG TABLET	8/14/2012			140	14	10.00
	ENDOCET 10-325 MG TABLET	8/27/2012			140	14	10.00
	ENDOCET 10-325 MG TABLET	9/10/2012			140	14	10.00
	ENDOCET 10-325 MG TABLET	9/24/2012			140	14	10.00
	ENDOCET 10-325 MG TABLET	10/5/2012			112	14	8.00
	ENDOCET 10-325 MG TABLET	11/2/2012			140	14	10.00
	ENDOCET 10-325 MG TABLET	11/13/2012			140	14	10.00
	ENDOCET 10-325 MG TABLET	11/26/2012			140	14	10.00
	ENDOCET 10-325 MG TABLET	12/6/2012			140	14	10.00
	ENDOCET 10-325 MG TABLET	12/20/2012			140	14	10.00
14	FENTANYL 50 MCG/HR PATCH	1/23/2012	2	6	1	3	0.33
	FENTANYL 50 MCG/HR PATCH	1/25/2012			5	15	0.33
	FENTANYL 50 MCG/HR PATCH	2/6/2012			5	15	0.33
	FENTANYL 50 MCG/HR PATCH	2/20/2012			5	15	0.33
	FENTANYL 50 MCG/HR PATCH	3/5/2012			5	15	0.33
	FENTANYL 50 MCG/HR PATCH	3/12/2012			1	3	0.33
	FENTANYL 100 MCG/HR PATCH	3/13/2012			5	15	0.33
	FENTANYL 100 MCG/HR PATCH	3/25/2012			5	15	0.33
	FENTANYL 100 MCG/HR PATCH	4/9/2012			5	15	0.33
	FENTANYL 100 MCG/HR PATCH	4/19/2012			5	15	0.33
	FENTANYL 100 MCG/HR PATCH	5/2/2012			5	15	0.33
	FENTANYL 100 MCG/HR PATCH	5/18/2012			5	15	0.33
	FENTANYL 100 MCG/HR PATCH	6/1/2012			5	15	0.33
	FENTANYL 100 MCG/HR PATCH	6/16/2012			5	15	0.33
	FENTANYL 100 MCG/HR PATCH	7/15/2012			5	15	0.33
	FENTANYL 100 MCG/HR PATCH	7/30/2012			5	15	0.33
	FENTANYL 100 MCG/HR PATCH	8/12/2012			5	15	0.33
	FENTANYL 100 MCG/HR PATCH	8/27/2012			5	15	0.33

SD Medicaid Opioid Profiles (top 20 recipients)							
Pat ID#	Label	DOS	Prov#	MD#	Qty Disp	Days Supply	Qty per Day
	FENTANYL 100 MCG/HR PATCH	9/11/2012			5	15	0.33
	FENTANYL 100 MCG/HR PATCH	9/26/2012			5	15	0.33
	FENTANYL 100 MCG/HR PATCH	10/8/2012			5	15	0.33
	FENTANYL 100 MCG/HR PATCH	10/25/2012			5	15	0.33
	FENTANYL 100 MCG/HR PATCH	11/6/2012			4	12	0.33
	FENTANYL 100 MCG/HR PATCH	11/17/2012			1	3	0.33
	FENTANYL 100 MCG/HR PATCH	11/20/2012			10	30	0.33
	FENTANYL 100 MCG/HR PATCH	12/17/2012			10	30	0.33
	MORPHINE SULF ER 60 MG TABLET	1/8/2012			30	10	3.00
	MORPHINE SULF ER 60 MG TABLET	1/17/2012			30	10	3.00
	NUCYNTA 50 MG TABLET	5/29/2012			10	2	5.00
	NUCYNTA 50 MG TABLET	6/1/2012			15	3	5.00
	NUCYNTA 50 MG TABLET	6/5/2012			15	3	5.00
	NUCYNTA 50 MG TABLET	6/12/2012			15	4	3.75
	NUCYNTA 50 MG TABLET	6/19/2012			15	3	5.00
	NUCYNTA 50 MG TABLET	7/20/2012			30	10	3.00
	NUCYNTA 50 MG TABLET	7/27/2012			30	10	3.00
	NUCYNTA 50 MG TABLET	8/3/2012			30	5	6.00
	NUCYNTA 50 MG TABLET	8/10/2012			30	5	6.00
	NUCYNTA 50 MG TABLET	8/15/2012			15	3	5.00
	NUCYNTA 50 MG TABLET	8/19/2012			45	10	4.50
	NUCYNTA 50 MG TABLET	11/6/2012			60	15	4.00
	NUCYNTA 50 MG TABLET	11/16/2012			30	30	1.00
	NUCYNTA 50 MG TABLET	11/26/2012			7	2	3.50
	NUCYNTA 50 MG TABLET	11/29/2012			30	10	3.00
	NUCYNTA 50 MG TABLET	12/6/2012			30	7	4.29
	NUCYNTA 50 MG TABLET	12/14/2012			23	4	5.75
	NUCYNTA 50 MG TABLET	12/21/2012			120	30	4.00
	NUCYNTA 100 MG TABLET	8/26/2012			30	5	6.00
	NUCYNTA 100 MG TABLET	9/7/2012			15	4	3.75
	NUCYNTA 100 MG TABLET	9/14/2012			30	5	6.00
	NUCYNTA 100 MG TABLET	9/22/2012			30	5	6.00
	NUCYNTA 100 MG TABLET	10/2/2012			30	5	6.00
	NUCYNTA 100 MG TABLET	10/12/2012			30	5	6.00
	NUCYNTA 100 MG TABLET	10/22/2012			15	3	5.00
15	FENTANYL 50 MCG/HR PATCH	1/6/2012	1	1	5	15	0.33
	FENTANYL 50 MCG/HR PATCH	1/21/2012			5	15	0.33

SD Medicaid Opioid Profiles (top 20 recipients)							
Pat ID#	Label	DOS	Prov#	MD#	Qty Disp	Days Supply	Qty per Day
	FENTANYL 50 MCG/HR PATCH	2/6/2012			5	15	0.33
	FENTANYL 50 MCG/HR PATCH	2/16/2012			5	15	0.33
	FENTANYL 50 MCG/HR PATCH	3/5/2012			5	15	0.33
	FENTANYL 50 MCG/HR PATCH	3/19/2012			5	15	0.33
	FENTANYL 50 MCG/HR PATCH	5/23/2012			5	15	0.33
	FENTANYL 50 MCG/HR PATCH	6/5/2012			5	15	0.33
	FENTANYL 50 MCG/HR PATCH	6/18/2012			5	15	0.33
	FENTANYL 50 MCG/HR PATCH	7/14/2012			5	15	0.33
	FENTANYL 75 MCG/HR PATCH	4/2/2012			5	15	0.33
	FENTANYL 75 MCG/HR PATCH	4/13/2012			5	15	0.33
	FENTANYL 75 MCG/HR PATCH	5/1/2012			5	15	0.33
	FENTANYL 75 MCG/HR PATCH	5/14/2012			5	15	0.33
	HYDROCODON-ACETAMINOPHN 10-650	6/5/2012			30	7	4.29
	HYDROCODON-ACETAMINOPHN 10-650	6/18/2012			30	7	4.29
	HYDROCODON-ACETAMINOPHN 10-650	6/26/2012			30	7	4.29
	HYDROCODON-ACETAMINOPHN 10-650	6/26/2012			30	7	4.29
	HYDROCODON-ACETAMINOPHN 10-650	7/9/2012			30	7	4.29
	HYDROCODON-ACETAMINOPHN 10-650	7/14/2012			30	7	4.29
	HYDROCODON-ACETAMINOPHN 10-325	1/6/2012			30	7	4.29
	HYDROCODON-ACETAMINOPHN 10-325	1/16/2012			30	7	4.29
	HYDROCODON-ACETAMINOPHN 10-325	1/23/2012			30	7	4.29
	HYDROCODON-ACETAMINOPHN 10-325	1/30/2012			30	7	4.29
	HYDROCODON-ACETAMINOPHN 10-325	2/6/2012			30	7	4.29
	HYDROCODON-ACETAMINOPHN 10-325	3/6/2012			30	7	4.29
	HYDROCODON-ACETAMINOPHN 10-325	3/13/2012			30	7	4.29
	HYDROCODON-ACETAMINOPHN 10-325	3/21/2012			30	7	4.29
	HYDROCODON-ACETAMINOPHN 10-325	3/28/2012			30	7	4.29
	HYDROCODON-ACETAMINOPHN 10-325	2/13/2012			30	7	4.29
	HYDROCODON-ACETAMINOPHN 10-325	2/21/2012			30	7	4.29
	HYDROCODON-ACETAMINOPHN 10-325	2/27/2012			30	7	4.29
	HYDROCODON-ACETAMINOPHN 10-325	4/2/2012			30	30	1.00
	HYDROCODON-ACETAMINOPHN 10-325	4/12/2012			30	23	1.30
	HYDROCODON-ACETAMINOPHN 10-325	4/20/2012			30	7	4.29
	HYDROCODON-ACETAMINOPHN 10-325	4/27/2012			30	8	3.75
	HYDROCODON-ACETAMINOPHN 10-325	5/7/2012			30	7	4.29
	HYDROCODON-ACETAMINOPHN 10-325	5/14/2012			30	7	4.29
	HYDROCODON-ACETAMINOPHN 10-325	5/23/2012			30	7	4.29



SD Medicaid Opioid Profiles (top 20 recipients)							
Pat ID#	Label	DOS	Prov#	MD#	Qty Disp	Days Supply	Qty per Day
	HYDROCODON-ACETAMINOPHN 10-325	6/2/2012			30	7	4.29
16	HYDROCODON-ACETAMINOPHEN 5-500	6/15/2012	5	4	90	15	6.00
	HYDROCODON-ACETAMINOPHEN 5-500	7/10/2012			90	12	7.50
	HYDROCODON-ACETAMINOPHEN 5-500	7/22/2012			90	15	6.00
	HYDROCODON-ACETAMINOPHEN 5-500	8/4/2012			90	15	6.00
	HYDROCODON-ACETAMINOPHEN 5-500	8/20/2012			90	15	6.00
	ACETAMINOPHEN-COD #3 TABLET	6/12/2012			18	3	6.00
	OXYCODONE-ACETAMINOPHEN 5-325	1/6/2012			60	20	3.00
	OXYCODONE-ACETAMINOPHEN 5-325	1/27/2012			45	15	3.00
	OXYCODONE-ACETAMINOPHEN 5-325	4/5/2012			45	15	3.00
	HYDROCODON-ACETAMINOPHEN 5-500	4/19/2012			90	15	6.00
	HYDROCODON-ACETAMINOPHEN 5-500	4/30/2012			90	15	6.00
	HYDROCODON-ACETAMINOPHEN 5-500	5/14/2012			90	15	6.00
	HYDROCODON-ACETAMINOPHEN 5-500	5/27/2012			90	11	8.18
	OXYCODONE-ACETAMINOPHEN 5-325	2/11/2012			45	15	3.00
	OXYCODONE-ACETAMINOPHEN 5-325	2/23/2012			45	15	3.00
	OXYCODONE-ACETAMINOPHEN 5-325	3/22/2012			45	15	3.00
	HYDROCODON-ACETAMINOPH 7.5-325	10/17/2012			60	8	7.50
	HYDROCODON-ACETAMINOPH 7.5-325	10/29/2012			60	8	7.50
	HYDROCODON-ACETAMINOPH 7.5-325	11/6/2012			60	8	7.50
	HYDROCODON-ACETAMINOPH 7.5-325	11/12/2012			60	7	8.57
	HYDROCODON-ACETAMINOPH 7.5-325	11/16/2012			60	8	7.50
	HYDROCODON-ACETAMINOPH 7.5-325	11/23/2012			60	7	8.57
	HYDROCODON-ACETAMINOPH 7.5-325	11/30/2012			30	8	3.75
	HYDROCODON-ACETAMINOPH 7.5-325	12/9/2012			10	1	10.00
	HYDROCODON-ACETAMINOPH 7.5-325	9/5/2012			90	12	7.50
	HYDROCODON-ACETAMINOPH 7.5-325	9/13/2012			90	12	7.50
	HYDROCODON-ACETAMINOPH 7.5-325	10/5/2012			60	8	7.50
	HYDROCODON-ACETAMINOPH 7.5-325	10/12/2012			60	8	7.50
	HYDROCODON-ACETAMINOPH 7.5-325	12/7/2012			30	4	7.50
	HYDROCODON-ACETAMINOPH 7.5-325	12/10/2012			60	8	7.50
	HYDROCODON-ACETAMINOPH 7.5-325	12/17/2012			60	8	7.50
	HYDROCODON-ACETAMINOPH 7.5-325	12/24/2012			60	7	8.57
	HYDROCODON-ACETAMINOPH 7.5-325	12/31/2012			60	8	7.50
	OXYCODONE-ACETAMINOPHEN 5-325	3/10/2012			45	15	3.00
	TRAMADOL HCL 50 MG TABLET	3/21/2012			60	8	7.50
	TRAMADOL HCL 50 MG TABLET	3/29/2012			60	8	7.50

SD Medicaid Opioid Profiles (top 20 recipients)							
Pat ID#	Label	DOS	Prov#	MD#	Qty Disp	Days Supply	Qty per Day
	TRAMADOL HCL 50 MG TABLET	4/13/2012			60	8	7.50
	TRAMADOL HCL 50 MG TABLET	4/25/2012			60	8	7.50
	TRAMADOL HCL 50 MG TABLET	5/15/2012			60	8	7.50
	TRAMADOL HCL 50 MG TABLET	1/12/2012			60	8	7.50
	TRAMADOL HCL 50 MG TABLET	2/24/2012			60	8	7.50
	TRAMADOL HCL 50 MG TABLET	5/27/2012			60	8	7.50
	TRAMADOL HCL 50 MG TABLET	6/3/2012			60	8	7.50
	TRAMADOL HCL 50 MG TABLET	6/14/2012			60	8	7.50
	TRAMADOL HCL 50 MG TABLET	6/24/2012			60	8	7.50
	TRAMADOL HCL 50 MG TABLET	6/24/2012			60	8	7.50
	TRAMADOL HCL 50 MG TABLET	7/18/2012			60	8	7.50
	TRAMADOL HCL 50 MG TABLET	8/2/2012			15	4	3.75
	TRAMADOL HCL 50 MG TABLET	8/9/2012			60	8	7.50
	TRAMADOL HCL 50 MG TABLET	5/5/2012			60	8	7.50
17	HYDROCODON-ACETAMINOPHEN 5-500	5/20/2012	5	11	20	2	10.00
	HYDROCODON-ACETAMINOPHEN 5-325	4/5/2012			15	3	5.00
	OXYCODONE-ACETAMINOPHEN 5-325	5/31/2012			12	1	12.00
	OXYCODONE-ACETAMINOPHEN 5-325	2/21/2012			40	4	10.00
	OXYCODONE-ACETAMINOPHEN 5-325	3/27/2012			40	3	13.33
	OXYCODONE-ACETAMINOPHEN 5-325	4/1/2012			30	2	15.00
	OXYCODONE-ACETAMINOPHEN 5-325	6/4/2012			50	4	12.50
	OXYCODONE-ACETAMINOPHEN 5-325	6/13/2012			50	4	12.50
	HYDROCODON-ACETAMINOPHEN 5-325	1/23/2012			20	2	10.00
	HYDROCODON-ACETAMINOPHEN 5-325	9/19/2012			20	2	10.00
	ACETAMINOPHEN-COD #3 TABLET	10/10/2012			16	2	8.00
	HYDROCODON-ACETAMINOPHEN 5-325	5/26/2012			18	2	9.00
	HYDROCODON-ACETAMINOPHEN 5-325	7/9/2012			25	6	4.17
	HYDROCODON-ACETAMINOPHEN 5-325	2/10/2012			20	2	10.00
	HYDROCODON-ACETAMINOPHEN 5-325	2/16/2012			40	7	5.71
	HYDROCODON-ACETAMINOPHEN 5-325	5/1/2012			40	10	4.00
	HYDROCODON-ACETAMINOPHEN 5-325	5/29/2012			32	6	5.33
	HYDROCODON-ACETAMINOPHEN 5-325	6/7/2012			50	12	4.17
	HYDROCODON-ACETAMINOPHEN 5-325	6/19/2012			50	4	12.50
	HYDROCODON-ACETAMINOPHEN 5-325	7/20/2012			50	8	6.25
	HYDROCODON-ACETAMINOPHEN 5-325	7/28/2012			50	8	6.25
	HYDROCODON-ACETAMINOPHEN 5-325	8/7/2012			50	8	6.25
	HYDROCODON-ACETAMINOPHEN 5-325	8/17/2012			30	4	7.50

SD Medicaid Opioid Profiles (top 20 recipients)							
Pat ID#	Label	DOS	Prov#	MD#	Qty Disp	Days Supply	Qty per Day
	HYDROCODON-ACETAMINOPHEN 5-325	8/29/2012			50	8	6.25
	HYDROCODON-ACETAMINOPHEN 5-325	11/19/2012			15	2	7.50
	HYDROCODON-ACETAMINOPHEN 5-325	5/25/2012			15	5	3.00
	HYDROCODON-ACETAMINOPHEN 5-325	11/16/2012			20	3	6.67
	TRAMADOL HCL 50 MG TABLET	2/23/2012			50	8	6.25
	TRAMADOL HCL 50 MG TABLET	3/22/2012			35	6	5.83
	TRAMADOL HCL 50 MG TABLET	4/2/2012			35	6	5.83
	TRAMADOL HCL 50 MG TABLET	4/11/2012			40	10	4.00
	TRAMADOL HCL 50 MG TABLET	4/18/2012			40	7	5.71
	TRAMADOL HCL 50 MG TABLET	5/10/2012			50	12	4.17
	TRAMADOL HCL 50 MG TABLET	6/22/2012			50	7	7.14
	TRAMADOL HCL 50 MG TABLET	6/22/2012			50	7	7.14
	TRAMADOL HCL 50 MG TABLET	7/9/2012			4	1	4.00
	TRAMADOL HCL 50 MG TABLET	7/16/2012			30	8	3.75
	TRAMADOL HCL 50 MG TABLET	9/12/2012			50	13	3.85
	TRAMADOL HCL 50 MG TABLET	1/10/2012			20	5	4.00
	TRAMADOL HCL 50 MG TABLET	4/6/2012			50	7	7.14
	OXYCODONE HCL 5 MG CAPSULE	3/1/2012			20	2	10.00
18	HYDROCODON-ACETAMINOPHN 10-325	1/6/2012	3	4	84	7	12.00
	HYDROCODON-ACETAMINOPHN 10-325	1/12/2012			100	10	10.00
	HYDROCODON-ACETAMINOPHN 10-325	1/23/2012			100	10	10.00
	HYDROCODON-ACETAMINOPHN 10-325	2/1/2012			50	5	10.00
	HYDROCODON-ACETAMINOPHN 10-325	2/6/2012			70	7	10.00
	HYDROCODON-ACETAMINOPHN 10-325	2/13/2012			70	7	10.00
	HYDROCODON-ACETAMINOPHN 10-325	2/20/2012			70	7	10.00
	HYDROCODON-ACETAMINOPHN 10-325	2/27/2012			70	7	10.00
	HYDROCODON-ACETAMINOPHN 10-325	3/5/2012			70	7	10.00
	HYDROCODON-ACETAMINOPHN 10-325	3/12/2012			70	7	10.00
	HYDROCODON-ACETAMINOPHN 10-325	3/19/2012			70	7	10.00
	HYDROCODON-ACETAMINOPHN 10-325	3/26/2012			70	7	10.00
	HYDROCODON-ACETAMINOPHN 10-325	4/2/2012			70	7	10.00
	HYDROCODON-ACETAMINOPHN 10-325	4/9/2012			70	7	10.00
	HYDROCODON-ACETAMINOPHN 10-325	4/16/2012			70	7	10.00
	HYDROCODON-ACETAMINOPHN 10-325	4/23/2012			70	7	10.00
	HYDROCODON-ACETAMINOPHN 10-325	4/30/2012			70	7	10.00
	HYDROCODON-ACETAMINOPHN 10-325	5/7/2012			70	7	10.00
	HYDROCODON-ACETAMINOPHN 10-325	5/14/2012			70	7	10.00

SD Medicaid Opioid Profiles (top 20 recipients)							
Pat ID#	Label	DOS	Prov#	MD#	Qty Disp	Days Supply	Qty per Day
	HYDROCODON-ACETAMINOPHN 10-325	5/21/2012			90	9	10.00
	HYDROCODON-ACETAMINOPHN 10-325	5/29/2012			60	6	10.00
	HYDROCODON-ACETAMINOPHN 10-325	6/4/2012			70	7	10.00
	HYDROCODON-ACETAMINOPHN 10-325	6/11/2012			70	7	10.00
	HYDROCODON-ACETAMINOPHN 10-325	6/18/2012			70	7	10.00
	HYDROCODON-ACETAMINOPHN 10-325	6/25/2012			70	7	10.00
	HYDROCODON-ACETAMINOPHN 10-325	6/25/2012			70	7	10.00
	HYDROCODON-ACETAMINOPHN 10-325	7/9/2012			70	7	10.00
	HYDROCODON-ACETAMINOPHN 10-325	7/13/2012			70	7	10.00
	HYDROCODON-ACETAMINOPHN 10-325	7/19/2012			90	9	10.00
	HYDROCODON-ACETAMINOPHN 10-325	7/30/2012			70	7	10.00
	HYDROCODON-ACETAMINOPHN 10-325	8/6/2012			70	7	10.00
	HYDROCODON-ACETAMINOPHN 10-325	8/10/2012			40	5	8.00
	HYDROCODON-ACETAMINOPHN 10-325	8/15/2012			50	5	10.00
	HYDROCODON-ACETAMINOPHN 10-325	8/20/2012			70	7	10.00
	HYDROCODON-ACETAMINOPHN 10-325	8/27/2012			80	8	10.00
	HYDROCODON-ACETAMINOPHN 10-325	9/4/2012			60	6	10.00
	HYDROCODON-ACETAMINOPHN 10-325	9/10/2012			70	7	10.00
	HYDROCODON-ACETAMINOPHN 10-325	9/17/2012			70	7	10.00
	HYDROCODON-ACETAMINOPHN 10-325	9/24/2012			70	7	10.00
	HYDROCODON-ACETAMINOPHN 10-325	10/1/2012			70	7	10.00
	HYDROCODON-ACETAMINOPHN 10-325	10/8/2012			24	3	8.00
	HYDROCODON-ACETAMINOPHN 10-325	10/9/2012			6	1	6.00
	HYDROCODON-ACETAMINOPHN 10-325	10/15/2012			70	7	10.00
	HYDROCODON-ACETAMINOPHN 10-325	10/22/2012			70	7	10.00
	HYDROCODON-ACETAMINOPHN 10-325	10/29/2012			70	7	10.00
	HYDROCODON-ACETAMINOPHN 10-325	11/5/2012			70	7	10.00
	HYDROCODON-ACETAMINOPHN 10-325	11/12/2012			70	7	10.00
	HYDROCODON-ACETAMINOPHN 10-325	11/19/2012			70	7	10.00
	HYDROCODON-ACETAMINOPHN 10-325	11/26/2012			70	7	10.00
	HYDROCODON-ACETAMINOPHN 10-325	12/3/2012			70	7	10.00
	HYDROCODON-ACETAMINOPHN 10-325	12/10/2012			70	7	10.00
	HYDROCODON-ACETAMINOPHN 10-325	12/17/2012			70	7	10.00
	HYDROCODON-ACETAMINOPHN 10-325	12/24/2012			70	7	10.00
	HYDROCODON-ACETAMINOPHN 10-325	12/31/2012			70	7	10.00
	OXYCODONE HCL 5 MG TABLET	1/6/2012			42	7	6.00
	OXYCODONE HCL 5 MG TABLET	1/12/2012			80	10	8.00

SD Medicaid Opioid Profiles (top 20 recipients)							
Pat ID#	Label	DOS	Prov#	MD#	Qty Disp	Days Supply	Qty per Day
	OXYCODONE HCL 5 MG TABLET	1/23/2012			80	10	8.00
	OXYCODONE HCL 5 MG TABLET	2/1/2012			40	5	8.00
	OXYCODONE HCL 5 MG TABLET	2/6/2012			56	7	8.00
	OXYCODONE HCL 5 MG TABLET	2/13/2012			56	7	8.00
	OXYCODONE HCL 5 MG TABLET	2/20/2012			56	7	8.00
	OXYCODONE HCL 5 MG TABLET	2/27/2012			56	7	8.00
	OXYCODONE HCL 5 MG TABLET	3/5/2012			56	7	8.00
	OXYCODONE HCL 5 MG TABLET	3/12/2012			56	7	8.00
	OXYCODONE HCL 5 MG TABLET	3/19/2012			56	7	8.00
	OXYCODONE HCL 5 MG TABLET	3/26/2012			56	7	8.00
	OXYCODONE HCL 5 MG TABLET	4/2/2012			56	7	8.00
	OXYCODONE HCL 5 MG TABLET	4/9/2012			56	7	8.00
	OXYCODONE HCL 5 MG TABLET	4/16/2012			56	7	8.00
	OXYCODONE HCL 5 MG TABLET	4/23/2012			56	7	8.00
	OXYCODONE HCL 5 MG TABLET	4/30/2012			56	7	8.00
	OXYCODONE HCL 5 MG TABLET	5/7/2012			56	7	8.00
	OXYCODONE HCL 5 MG TABLET	5/14/2012			56	7	8.00
	OXYCODONE HCL 5 MG TABLET	5/21/2012			72	9	8.00
	OXYCODONE HCL 5 MG TABLET	5/29/2012			48	6	8.00
	OXYCODONE HCL 5 MG TABLET	6/4/2012			56	7	8.00
	OXYCODONE HCL 5 MG TABLET	6/11/2012			56	7	8.00
	OXYCODONE HCL 5 MG TABLET	6/18/2012			56	7	8.00
	OXYCODONE HCL 5 MG TABLET	6/25/2012			56	7	8.00
	OXYCODONE HCL 5 MG TABLET	6/25/2012			56	7	8.00
	OXYCODONE HCL 5 MG TABLET	7/9/2012			56	7	8.00
	OXYCODONE HCL 5 MG TABLET	7/13/2012			56	7	8.00
	OXYCODONE HCL 5 MG TABLET	7/19/2012			72	9	8.00
	OXYCODONE HCL 5 MG TABLET	7/30/2012			56	7	8.00
	OXYCODONE HCL 5 MG TABLET	8/6/2012			56	7	8.00
	HYDROCODON-ACETAMINOPHN 10-325	3/11/2012			12	2	6.00
	HYDROCODON-ACETAMINOPHN 10-325	3/17/2012			12	2	6.00
	HYDROCODON-ACETAMINOPHN 10-325	4/1/2012			15	2	7.50
	HYDROCODON-ACETAMINOPHN 10-325	8/4/2012			15	2	7.50
	HYDROCODON-ACETAMINOPHN 10-325	12/14/2012			24	2	12.00
	OXYCODONE HCL 5 MG TABLET	8/13/2012			56	7	8.00
	OXYCODONE HCL 5 MG TABLET	8/20/2012			56	7	8.00
	OXYCODONE HCL 5 MG TABLET	8/27/2012			64	8	8.00

SD Medicaid Opioid Profiles (top 20 recipients)							
Pat ID#	Label	DOS	Prov#	MD#	Qty Disp	Days Supply	Qty per Day
	OXYCODONE HCL 5 MG TABLET	9/4/2012			48	6	8.00
	OXYCODONE HCL 5 MG TABLET	9/10/2012			56	7	8.00
	OXYCODONE HCL 5 MG TABLET	9/17/2012			56	7	8.00
	OXYCODONE HCL 5 MG TABLET	9/24/2012			112	7	16.00
	OXYCODONE HCL 5 MG TABLET	10/1/2012			112	7	16.00
	OXYCODONE HCL 5 MG TABLET	10/8/2012			24	3	8.00
	OXYCODONE HCL 5 MG TABLET	10/15/2012			56	7	8.00
	OXYCODONE HCL 5 MG TABLET	10/22/2012			56	7	8.00
	OXYCODONE HCL 5 MG TABLET	10/29/2012			56	7	8.00
	OXYCODONE HCL 5 MG TABLET	11/5/2012			56	7	8.00
	OXYCODONE HCL 5 MG TABLET	11/12/2012			56	7	8.00
	OXYCODONE HCL 5 MG TABLET	11/19/2012			56	7	8.00
	OXYCODONE HCL 5 MG TABLET	11/26/2012			56	7	8.00
	OXYCODONE HCL 5 MG TABLET	12/3/2012			56	7	8.00
	OXYCODONE HCL 5 MG TABLET	12/10/2012			56	7	8.00
	OXYCODONE HCL 5 MG TABLET	12/17/2012			56	7	8.00
	OXYCODONE HCL 5 MG TABLET	12/24/2012			56	7	8.00
	OXYCODONE HCL 5 MG TABLET	12/31/2012			56	7	8.00
19	MORPHINE SULFATE IR 15 MG TAB	3/12/2012	8	8	84	11	7.64
	MORPHINE SULFATE IR 15 MG TAB	3/22/2012			84	11	7.64
	MORPHINE SULFATE IR 15 MG TAB	3/31/2012			84	11	7.64
	MORPHINE SULFATE IR 15 MG TAB	4/10/2012			84	11	7.64
	MORPHINE SULFATE IR 15 MG TAB	4/19/2012			84	11	7.64
	MORPHINE SULFATE IR 15 MG TAB	4/26/2012			84	11	7.64
	MORPHINE SULFATE IR 15 MG TAB	5/7/2012			84	11	7.64
	MORPHINE SULFATE IR 15 MG TAB	5/17/2012			84	11	7.64
	MORPHINE SULFATE IR 15 MG TAB	5/24/2012			84	10	8.40
	MORPHINE SULFATE IR 15 MG TAB	5/31/2012			84	11	7.64
	MORPHINE SULFATE IR 15 MG TAB	6/7/2012			84	11	7.64
	MORPHINE SULFATE IR 15 MG TAB	6/16/2012			84	11	7.64
	MORPHINE SULFATE IR 15 MG TAB	7/9/2012			84	11	7.64
	MORPHINE SULFATE IR 15 MG TAB	7/18/2012			84	11	7.64
	MORPHINE SULFATE IR 15 MG TAB	7/27/2012			84	11	7.64
	MORPHINE SULFATE IR 15 MG TAB	8/13/2012			84	11	7.64
	MORPHINE SULFATE IR 15 MG TAB	8/23/2012			48	6	8.00
	MORPHINE SULFATE IR 15 MG TAB	8/28/2012			112	14	8.00
	MORPHINE SULFATE IR 15 MG TAB	9/10/2012			112	14	8.00

SD Medicaid Opioid Profiles (top 20 recipients)							
Pat ID#	Label	DOS	Prov#	MD#	Qty Disp	Days Supply	Qty per Day
	MORPHINE SULFATE IR 15 MG TAB	9/21/2012			112	14	8.00
	MORPHINE SULFATE IR 15 MG TAB	10/3/2012			112	14	8.00
	MORPHINE SULFATE IR 15 MG TAB	10/18/2012			112	14	8.00
	MORPHINE SULFATE IR 15 MG TAB	10/29/2012			112	14	8.00
	MORPHINE SULFATE IR 15 MG TAB	11/13/2012			112	14	8.00
	MORPHINE SULFATE IR 15 MG TAB	11/24/2012			112	14	8.00
	MORPHINE SULFATE IR 15 MG TAB	12/6/2012			112	14	8.00
	MORPHINE SULFATE IR 15 MG TAB	12/23/2012			112	14	8.00
	MORPHINE SULFATE IR 30 MG TAB	1/27/2012			120	30	4.00
	MORPHINE SULFATE IR 30 MG TAB	2/24/2012			42	10	4.20
	HYDROMORPHONE 4 MG TABLET	6/26/2012			180	30	6.00
	HYDROMORPHONE 4 MG TABLET	6/26/2012			180	30	6.00
	HYDROMORPHONE 4 MG TABLET	7/25/2012			180	30	6.00
	HYDROMORPHONE 4 MG TABLET	8/28/2012			84	14	6.00
	HYDROMORPHONE 4 MG TABLET	9/10/2012			84	14	6.00
	HYDROMORPHONE 4 MG TABLET	11/13/2012			130	14	9.29
	MORPHINE SULF ER 15 MG TABLET	9/10/2012			84	14	6.00
	MORPHINE SULF ER 15 MG TABLET	10/22/2012			84	14	6.00
	MORPHINE SULF ER 30 MG TABLET	5/17/2012			60	30	2.00
	MORPHINE SULF ER 30 MG TABLET	7/11/2012			30	15	2.00
	HYDROMORPHONE 4 MG TABLET	4/4/2012			180	30	6.00
	HYDROMORPHONE 4 MG TABLET	5/2/2012			180	30	6.00
	HYDROMORPHONE 4 MG TABLET	5/31/2012			180	30	6.00
	HYDROMORPHONE 4 MG TABLET	8/23/2012			36	6	6.00
	HYDROMORPHONE 4 MG TABLET	9/24/2012			84	14	6.00
	HYDROMORPHONE 4 MG TABLET	10/6/2012			84	14	6.00
	HYDROMORPHONE 4 MG TABLET	10/15/2012			84	14	6.00
	HYDROMORPHONE 4 MG TABLET	11/1/2012			84	14	6.00
	HYDROMORPHONE 4 MG TABLET	11/27/2012			130	14	9.29
	HYDROMORPHONE 4 MG TABLET	12/6/2012			130	14	9.29
	HYDROMORPHONE 8 MG TABLET	1/27/2012			75	25	3.00
	HYDROMORPHONE 8 MG TABLET	2/18/2012			28	9	3.11
	MORPHINE SULF ER 15 MG TABLET	8/28/2012			84	14	6.00
	MORPHINE SULF ER 15 MG TABLET	9/24/2012			84	14	6.00
	MORPHINE SULF ER 15 MG TABLET	11/16/2012			84	14	6.00
	MORPHINE SULF ER 15 MG TABLET	11/27/2012			84	14	6.00
	MORPHINE SULF ER 15 MG TABLET	12/6/2012			84	14	6.00

SD Medicaid Opioid Profiles (top 20 recipients)							
Pat ID#	Label	DOS	Prov#	MD#	Qty Disp	Days Supply	Qty per Day
	MORPHINE SULF ER 15 MG TABLET	12/24/2012			84	14	6.00
	MORPHINE SULF ER 30 MG TABLET	1/27/2012			60	30	2.00
	MORPHINE SULF ER 30 MG TABLET	3/12/2012			15	7	2.14
	MORPHINE SULF ER 30 MG TABLET	3/19/2012			60	30	2.00
	MORPHINE SULF ER 30 MG TABLET	4/19/2012			60	30	2.00
	MORPHINE SULF ER 30 MG TABLET	7/23/2012			60	30	2.00
	TRAMADOL HCL 50 MG TABLET	11/10/2012			30	4	7.50
	MORPHINE SULF ER 15 MG TABLET	8/16/2012			84	14	6.00
	MORPHINE SULF ER 15 MG TABLET	10/6/2012			84	14	6.00
	MORPHINE SULF ER 15 MG TABLET	11/1/2012			84	14	6.00
	MORPHINE SULF ER 30 MG TABLET	6/15/2012			60	30	2.00
20	HYDROCODON-ACETAMINOPHN 10-650	7/24/2012	3	2	15	4	3.75
	HYDROCODON-ACETAMINOPHN 10-650	7/31/2012			30	6	5.00
	HYDROCODON-ACETAMINOPHN 10-650	8/14/2012			20	4	5.00
	HYDROCODON-ACETAMINOPHN 10-650	8/21/2012			23	4	5.75
	HYDROCODON-ACETAMINOPHN 10-650	8/28/2012			23	4	5.75
	HYDROCODON-ACETAMINOPHN 10-650	9/4/2012			15	3	5.00
	HYDROCODON-ACETAMINOPHN 10-650	9/11/2012			30	5	6.00
	HYDROCODON-ACETAMINOPHN 10-650	9/18/2012			21	5	4.20
	HYDROCODON-ACETAMINOPHN 10-650	9/25/2012			30	6	5.00
	HYDROCODON-ACETAMINOPHN 10-650	10/2/2012			30	5	6.00
	HYDROCODON-ACETAMINOPHN 10-650	10/16/2012			30	5	6.00
	HYDROCODON-ACETAMINOPHN 10-650	11/20/2012			20	4	5.00
	HYDROCODON-ACETAMINOPHN 10-650	11/27/2012			20	4	5.00
	HYDROCODON-ACETAMINOPHN 10-325	9/22/2012			80	8	10.00
	HYDROCODON-ACETAMINOPHN 10-325	9/29/2012			80	13	6.15
	HYDROCODON-ACETAMINOPHN 10-325	11/1/2012			80	13	6.15
	HYDROCODON-ACETAMINOPHN 10-650	4/27/2012			10	2	5.00
	HYDROCODON-ACETAMINOPHN 10-650	7/27/2012			10	2	5.00
	HYDROCODON-ACETAMINOPHN 10-650	10/8/2012			30	4	7.50
	HYDROCODON-ACETAMINOPHN 10-650	10/23/2012			30	4	7.50
	HYDROCODON-ACETAMINOPHN 10-650	10/30/2012			30	5	6.00
	HYDROCODON-ACETAMINOPHN 10-650	11/6/2012			30	5	6.00
	HYDROCODON-ACETAMINOPHN 10-650	11/9/2012			20	4	5.00
	HYDROCODON-ACETAMINOPHN 10-650	12/9/2012			20	3	6.67
	HYDROCODON-ACETAMINOPHN 10-650	12/19/2012			20	3	6.67
	HYDROCODON-ACETAMINOPHN 10-650	1/25/2012			30	5	6.00



SD Medicaid Opioid Profiles (top 20 recipients)							
Pat ID#	Label	DOS	Prov#	MD#	Qty Disp	Days Supply	Qty per Day
	HYDROCODON-ACETAMINOPHN 10-650	1/30/2012			30	5	6.00
	HYDROCODON-ACETAMINOPHN 10-650	2/7/2012			30	5	6.00
	HYDROCODON-ACETAMINOPHN 10-650	2/13/2012			30	6	5.00
	HYDROCODON-ACETAMINOPHN 10-650	2/22/2012			30	6	5.00
	HYDROCODON-ACETAMINOPHN 10-650	2/28/2012			30	5	6.00
	HYDROCODON-ACETAMINOPHN 10-650	3/5/2012			30	5	6.00
	HYDROCODON-ACETAMINOPHN 10-650	3/13/2012			30	5	6.00
	HYDROCODON-ACETAMINOPHN 10-650	6/12/2012			15	3	5.00
	HYDROCODON-ACETAMINOPHN 10-650	6/19/2012			15	3	5.00
	HYDROCODON-ACETAMINOPHN 10-650	6/26/2012			20	4	5.00
	HYDROCODON-ACETAMINOPHN 10-650	6/26/2012			20	4	5.00
	HYDROCODON-ACETAMINOPHN 10-650	7/10/2012			15	2	7.50
	HYDROCODON-ACETAMINOPHN 10-650	7/17/2012			15	3	5.00
	OXYCODONE-ACETAMINOPHEN 5-325	9/5/2012			90	8	11.25
	HYDROCODON-ACETAMINOPHN 10-325	10/10/2012			80	13	6.15
	HYDROCODON-ACETAMINOPHN 10-325	10/20/2012			80	6	13.33
	TRAMADOL HCL 50 MG TABLET	10/29/2012			100	13	7.69
	TRAMADOL HCL 50 MG TABLET	11/20/2012			100	15	6.67
	HYDROCODON-ACETAMINOPHEN 5-325	11/12/2012			80	6	13.33
	ENDOCET 10-325 MG TABLET	3/19/2012			30	8	3.75
	ENDOCET 10-325 MG TABLET	3/28/2012			30	8	3.75
	ENDOCET 10-325 MG TABLET	4/4/2012			30	8	3.75
	ENDOCET 10-325 MG TABLET	4/10/2012			30	8	3.75
	ENDOCET 10-325 MG TABLET	4/17/2012			30	8	3.75
	ENDOCET 10-325 MG TABLET	4/24/2012			30	8	3.75
	ENDOCET 10-325 MG TABLET	4/30/2012			30	30	1.00
	ENDOCET 10-325 MG TABLET	5/7/2012			30	8	3.75
	ENDOCET 10-325 MG TABLET	5/15/2012			30	8	3.75
	ENDOCET 10-325 MG TABLET	5/21/2012			30	8	3.75
	ENDOCET 10-325 MG TABLET	5/29/2012			30	10	3.00
	ENDOCET 10-325 MG TABLET	6/5/2012			30	8	3.75
	ENDOCET 10-325 MG TABLET	6/12/2012			15	3	5.00
	ENDOCET 10-325 MG TABLET	6/19/2012			15	4	3.75
	ENDOCET 10-325 MG TABLET	6/26/2012			10	3	3.33
	ENDOCET 10-325 MG TABLET	6/26/2012			10	3	3.33
	ENDOCET 10-325 MG TABLET	7/10/2012			15	3	5.00
	ENDOCET 10-325 MG TABLET	7/17/2012			15	3	5.00

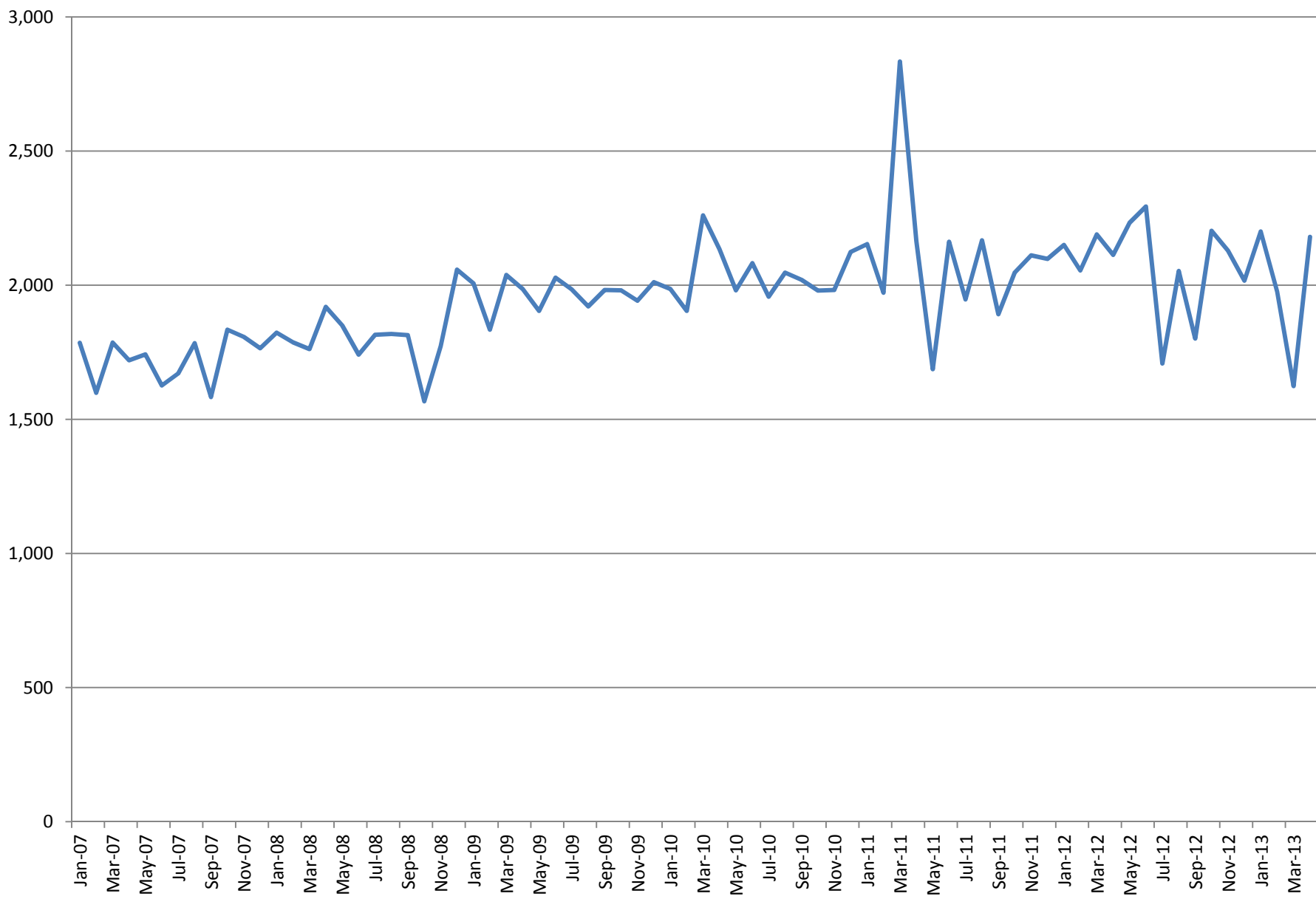
SD Medicaid Opioid Profiles (top 20 recipients)							
Pat ID#	Label	DOS	Prov#	MD#	Qty Disp	Days Supply	Qty per Day
	ENDOCET 10-325 MG TABLET	7/24/2012			15	4	3.75
	ENDOCET 10-325 MG TABLET	7/31/2012			30	6	5.00
	ENDOCET 10-325 MG TABLET	8/14/2012			10	3	3.33
	ENDOCET 10-325 MG TABLET	8/21/2012			7	2	3.50
	ENDOCET 10-325 MG TABLET	8/28/2012			7	2	3.50
	ENDOCET 10-325 MG TABLET	9/4/2012			15	4	3.75
	ENDOCET 10-325 MG TABLET	9/18/2012			7	2	3.50
	TRAMADOL HCL 50 MG TABLET	12/2/2012			60	12	5.00
	TRAMADOL HCL 50 MG TABLET	12/8/2012			40	5	8.00
	TRAMADOL HCL 50 MG TABLET	12/12/2012			100	13	7.69
	TRAMADOL HCL 50 MG TABLET	12/24/2012			100	13	7.69
	TRAMADOL HCL 50 MG TABLET	11/8/2012			100	15	6.67

<b>SD PPI Utilization (AHFS 562836)</b>			
<b>05/01/12 - 04/30/13</b>			
<b>Label Name</b>	<b>Rx Num</b>	<b>Total Reimb Amt</b>	<b>Avg Cost per Script</b>
ACIPHEX DR 20 MG TABLET	498	\$155,039.55	\$311.32
DEXILANT DR 30 MG CAPSULE	60	\$10,306.27	\$171.77
DEXILANT DR 60 MG CAPSULE	481	\$67,754.61	\$140.86
FIRST-LANSOPRAZOLE 3 MG/ML	5	\$193.12	\$38.62
FIRST-OMEPRAZOLE 2 MG/ML SUSP	1	\$28.26	\$28.26
LANSOPRAZOLE DR 15 MG CAPSULE	508	\$30,973.08	\$60.97
LANSOPRAZOLE DR 30 MG CAPSULE	2315	\$176,734.52	\$76.34
LANSOPRAZOLE ODT 15 MG TABLET	9	\$975.77	\$108.42
LANSOPRAZOLE ODT 30 MG TABLET	26	\$998.68	\$38.41
NEXIUM DR 10 MG PACKET	124	\$32,543.84	\$262.45
NEXIUM DR 20 MG CAPSULE	226	\$46,665.79	\$206.49
NEXIUM DR 20 MG PACKET	39	\$6,799.85	\$174.36
NEXIUM DR 40 MG CAPSULE	1584	\$360,183.68	\$227.39
NEXIUM DR 40 MG PACKET	45	\$7,317.43	\$162.61
OMEPRAZOLE DR 10 MG CAPSULE	151	\$3,781.62	\$25.04
OMEPRAZOLE DR 20 MG CAPSULE	11880	\$142,649.31	\$12.01
OMEPRAZOLE DR 20 MG TABLET	1	\$19.74	\$19.74
OMEPRAZOLE DR 40 MG CAPSULE	2468	\$39,481.01	\$16.00
OMEPRAZOLE-BICARB 20-1,100 CAP	9	\$1,831.55	\$203.51
PANTOPRAZOLE SOD DR 20 MG TAB	115	\$1,377.77	\$11.98
PANTOPRAZOLE SOD DR 40 MG TAB	915	\$8,429.28	\$9.21
PREVACID 15 MG SOLUTAB	1933	\$386,896.71	\$200.15
PREVACID 30 MG SOLUTAB	975	\$223,483.56	\$229.21
PREVACID DR 30 MG CAPSULE	9	\$1,306.26	\$145.14
PREVPAC PATIENT PACK	7	\$2,156.56	\$308.08
PRILOSEC DR 10 MG SUSPENSION	8	\$2,458.35	\$307.29
PRILOSEC DR 2.5 MG SUSPENSION	9	\$3,735.25	\$415.03
PRILOSEC DR 20 MG CAPSULE	11	\$4,451.87	\$404.72
PROTONIX 40 MG SUSPENSION	5	\$898.71	\$179.74
<b>Totals (5,635 recipients)</b>	<b>24417</b>	<b>\$1,719,472.00</b>	

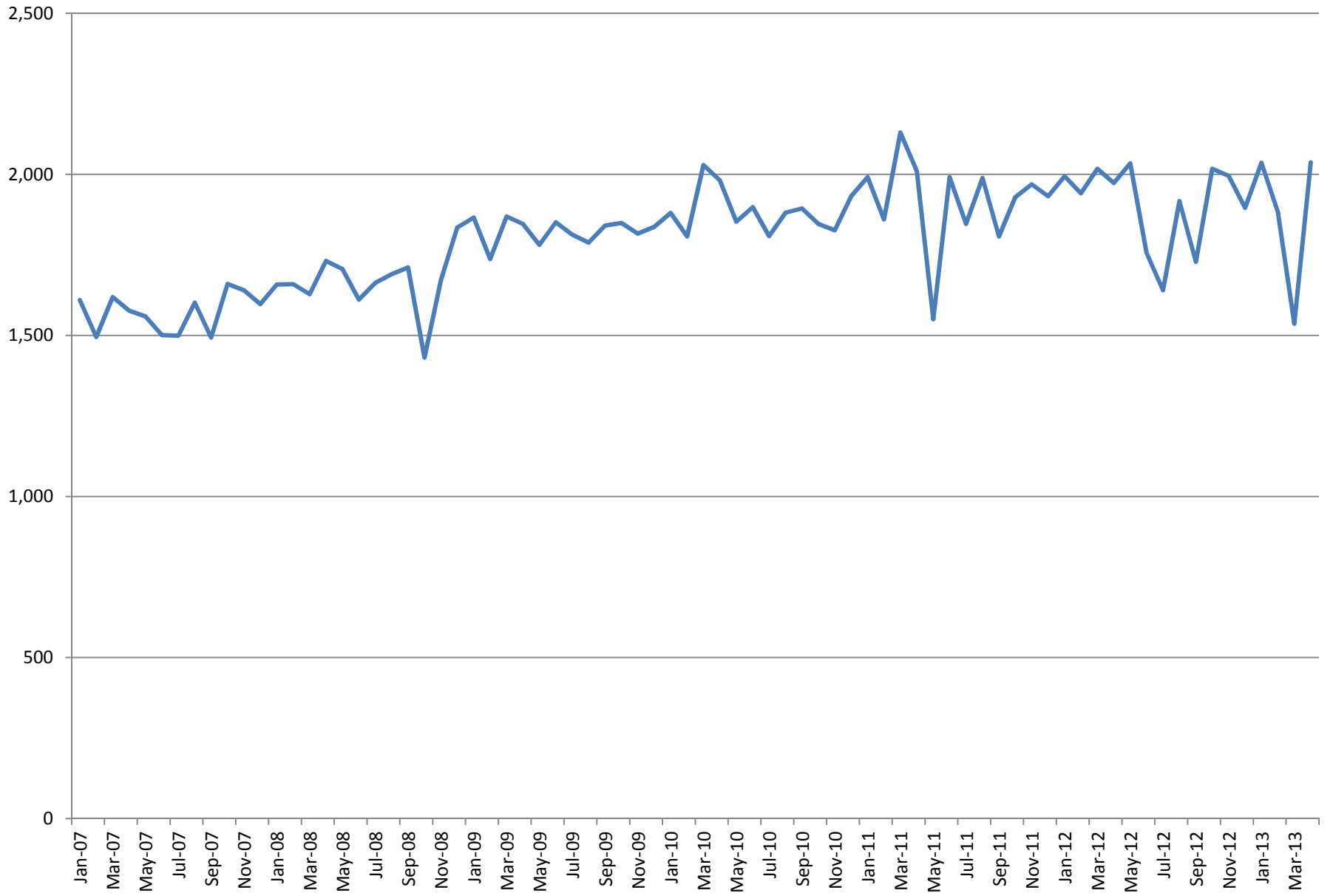
**PPI Summary by Age**

<b>Age</b>	<b>Recip Count</b>
0	167
1	185
2	81
3	74
4	63
5	60
6	88
7	83
8	86
9	84
10	85
11	108
12	100
13	101
14	127
15	122
16	138
17	158
18	201
19-64	3442
65 +	82

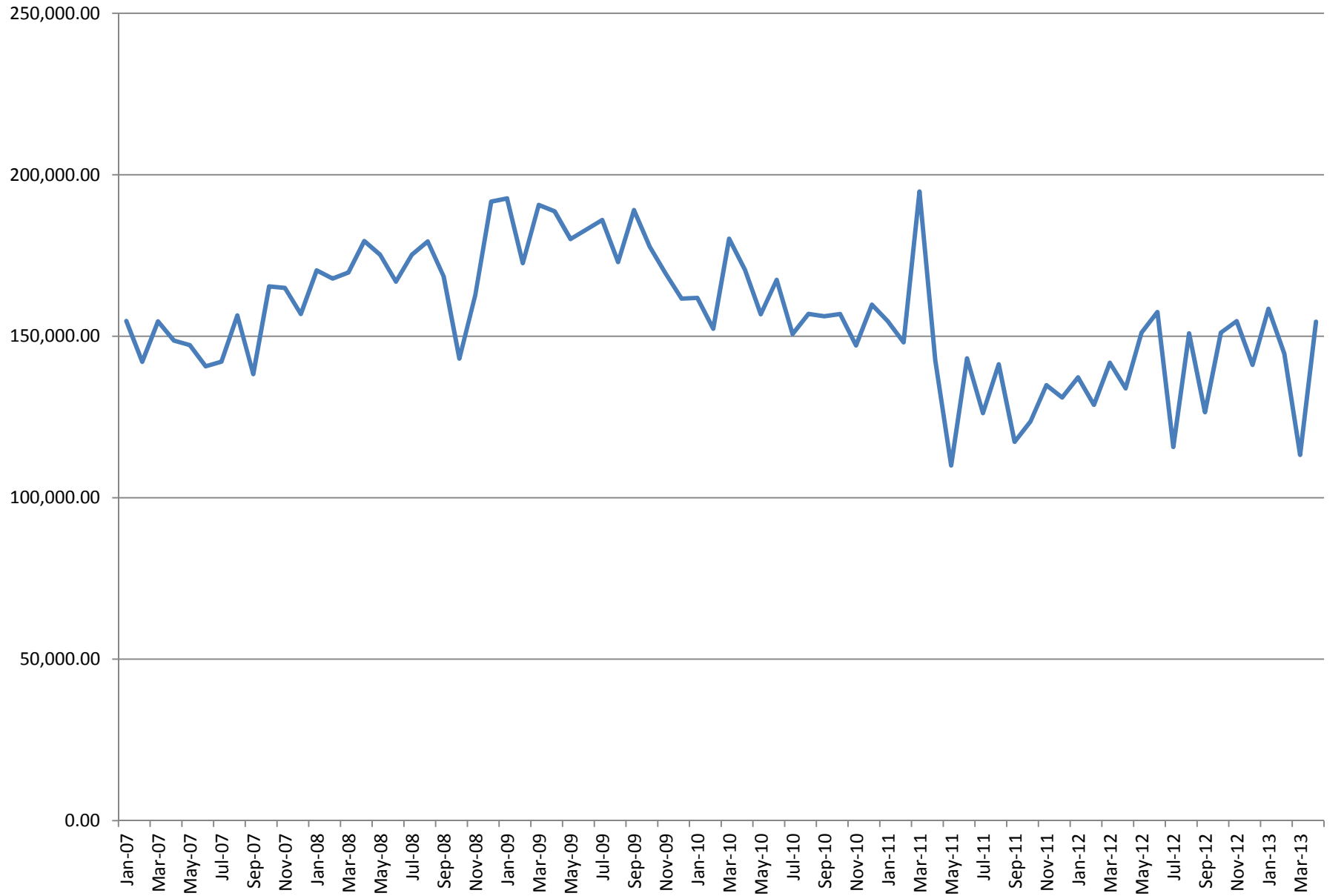
### PPI TOTAL RXS



# PPI TOTAL PATIENTS



# PPI TOTAL CLAIMS COST



## **Zolpidem Containing Products: FDA Requires Lower Recommended Doses**

The U.S. Food and Drug Administration recently approved lower-dose labeling for zolpidem products in an effort to reduce daytime drowsiness that could impair activities that require alertness, including driving. Products affected are marketed as generics and under the brand names Ambien<sup>®</sup>, Ambien CR<sup>®</sup>, Edluar<sup>®</sup>, and Zolpimist<sup>®</sup>.

The FDA received data from driving simulation and laboratory studies that indicated that zolpidem levels above 50 ng/mL were capable of impairing driving to the extent of causing a motor vehicle accident. Pharmacokinetic trials of Ambien 10 mg (or bioequivalent zolpidem products) in 250 women and 250 men found that almost 15% of women and 3% of men had zolpidem concentrations that exceeded 50 ng/mL, approximately 8 hours post-dosing. Three women had measurements that were  $\geq 90$  ng/mL at approximately 8 hours post-dosing. Approximately 5% of patients had blood levels  $\geq 100$  ng/mL. Studies of zolpidem extended-release 6.25 mg revealed 15% of women and 5% of men had zolpidem blood concentrations  $\geq 50$  ng/mL, almost 8 hours post-dosing.

Women appear to be more susceptible to next-morning impairment because they eliminate zolpidem from their bodies slower than men. Therefore, the FDA required doses for women be cut in half, from 10 milligrams to 5 milligrams for immediate-release products (Ambien, Edluar and Zolpimist) and from 12.5 mg to 6.25 mg for extended-release products (Ambien CR).

**RECOMMENDATION:** FDA urges health care professionals to caution all patients (men and women) who use these products about the risks of next-morning impairment for activities that require complete mental alertness, including driving.

- The recommended dose of zolpidem for women should be lowered from 10 mg to 5 mg for immediate-release products (Ambien, Edluar, and Zolpimist) and from 12.5 mg to 6.25 mg for extended-release products (Ambien CR).
- For zolpidem and other insomnia drugs, prescribe the lowest dose that treats the patient's symptoms.
- Inform patients that impairment from sleep drugs can be present despite feeling fully awake.
- The recommended doses of Intermezzo, a lower dose zolpidem product approved for middle-of-the-night awakenings, are not changing. At the time of Intermezzo's approval in November 2011, the label already recommended a lower dosage for women than for men.

## **References**

U.S. Food and Drug Administration. (2013). Risk of next-morning impairment after use of insomnia drugs; FDA requires lower recommended doses for certain drugs containing zolpidem (Ambien, Ambien CR, Eldluar, and Zolpimist). Available from: <http://www.fda.gov/drugs/drugsafety/ucm334033.htm>.

U.S. Food and Drug Administration. (2013). FDA requiring lower recommended dose for certain sleep drugs containing zolpidem. Available from: <http://www.fda.gov/NewsEvents/Newsroom/PressAnnouncements/ucm334798.htm>.



<b>SD Medicaid Zolpidem Utilization (all)</b>		
<b>05/01/12 - 04/30/13</b>		
<b>Label Name</b>	<b>Rx Num</b>	<b>Total Reimb Amt</b>
AMBIEN 5 MG TABLET	1	\$6.40
AMBIEN CR 12.5 MG TABLET	32	\$6,534.81
ZOLPIDEM TART ER 12.5 MG TAB	414	\$62,016.87
ZOLPIDEM TART ER 6.25 MG TAB	48	\$7,971.30
ZOLPIDEM TARTRATE 10 MG TABLET	3784	\$21,669.49
ZOLPIDEM TARTRATE 5 MG TABLET	754	\$4,372.40
<b>Total Recipients 1134</b>	<b>5033</b>	<b>\$102,571.27</b>
<b>SD Medicaid Zolpidem Utilization (females)</b>		
<b>05/01/12 - 04/30/13</b>		
<b>Label Name</b>	<b>Rx Num</b>	<b>Total Reimb Amt</b>
AMBIEN CR 12.5 MG TABLET	31	\$6,315.21
ZOLPIDEM TART ER 12.5 MG TAB	317	\$47,893.49
ZOLPIDEM TART ER 6.25 MG TAB	39	\$5,675.99
ZOLPIDEM TARTRATE 10 MG TABLET	2969	\$17,074.86
ZOLPIDEM TARTRATE 5 MG TABLET	553	\$3,174.34
<b>Total Recipients 891</b>	<b>3909</b>	<b>\$80,133.89</b>

<b>Zolpidem Summary by Age (females)</b>	
<b>Age</b>	<b>Recip Count</b>
13	1
14	1
15	5
16	9
17	5
18	19
19	12
20	16
21	19
22	24
23	19
24	30
25	25
26	25
27	42
28	19
29	24
30	30
31	39
32	32
33	29
34	26
35	28
36	21
37	24
38	35
39	22
40	21
41	19
42	23
43	17
44	15
45	9
46	9
47	12
48	12
49	13
50	21
51	11
52	17
53	16
54	12
55	10
56	11
57	10
58	6
59	6
60	7
61	6
62	9
63+	18

<b>ZOLPIDEM IN FEMALES</b>			
05/01/12 - 04/30/13			
<b>AMBIEN CR 12.5 MG TABLET</b>		<b>31</b>	
<b>QUANTITY DISP</b>		<b>SCRIPT COUNT</b>	
6		1	
12		2	
30		28	
<b>ZOLPIDEM TART ER 12.5 MG TAB</b>		<b>317</b>	
<b>QUANTITY DISP</b>		<b>SCRIPT COUNT</b>	
6		2	
7		1	
9		1	
10		1	
12		1	
14		1	
15		5	
21		1	
28		1	
30		282	
60		21	
<b>ZOLPIDEM TART ER 6.25 MG TAB</b>		<b>39</b>	
<b>QUANTITY DISP</b>		<b>SCRIPT COUNT</b>	
10		1	
22		1	
28		1	
30		36	
<b>ZOLPIDEM TARTRATE 10 MG TABLET</b>		<b>2969</b>	
<b>QUANTITY DISP</b>		<b>SCRIPT COUNT</b>	
1		4	
2		4	
3		7	
4		2	
5		14	
6		5	
7		24	
8		9	
9		1	
10		46	
12		4	
14		55	
15		92	
16		4	
20		61	
24		1	
25		1	
28		55	
30		2335	
31		6	
40		16	
45		44	
60		179	
<b>ZOLPIDEM TARTRATE 5 MG TABLET</b>		<b>553</b>	
<b>QUANTITY DISP</b>		<b>SCRIPT COUNT</b>	
1		3	
2		1	
3		1	
4		1	
5		13	
6		1	
7		12	
10		22	
12		1	
14		7	
15		32	
17		2	
18		1	
20		28	
21		4	
23		1	
24		1	
25		2	
30		401	
31		6	
34		1	
36		2	
45		9	
90		1	

<b>ZOLPIDEM SCRIPTS &gt; 2 PILLS PER DAY</b>	
DRUG NAME	SCRIPT COUNT
ZOLPIDEM TART ER 12.5 MG TAB	22
ZOLPIDEM TART ER 6.25 MG TAB	1
ZOLPIDEM TARTRATE 10 MG TAB	206
<b>ZOLPIDEM SCRIPTS (HIGHER STRENGTHS) 1 PILL PER DAY</b>	
DRUG NAME	SCRIPT COUNT
ZOLPIDEM TART ER 12.5 MG TAB	293
ZOLPIDEM TARTRATE 10 MG TAB	2633
AMBIEN CR 12.5 MG TAB	31

<b>Newer Generation Sedative-Hypnotics Utilization</b>			
<b>05/01/12 - 04/30/13</b>			
<b>Label Name</b>	<b>Rx Num</b>	<b>Total Reimb</b>	<b>Avg Cost per Script</b>
AMBIEN 5 MG TABLET	1	\$6.40	\$6.40
AMBIEN CR 12.5 MG TABLET	32	\$6,534.81	\$204.21
LUNESTA 1 MG TABLET	22	\$3,806.75	\$173.03
LUNESTA 2 MG TABLET	174	\$36,970.46	\$212.47
LUNESTA 3 MG TABLET	498	\$98,527.47	\$197.85
ROZEREM 8 MG TABLET	148	\$26,110.91	\$176.43
ZALEPLON 10 MG CAPSULE	76	\$1,155.20	\$15.20
ZALEPLON 5 MG CAPSULE	15	\$192.50	\$12.83
ZOLPIDEM TART ER 12.5 MG TAB	414	\$62,016.87	\$149.80
ZOLPIDEM TART ER 6.25 MG TAB	48	\$7,971.30	\$166.07
ZOLPIDEM TARTRATE 10 MG TABLET	3784	\$21,669.49	\$5.73
ZOLPIDEM TARTRATE 5 MG TABLET	754	\$4,372.40	\$5.80
<b>Total recipients 1,266</b>	<b>5966</b>	<b>\$269,334.56</b>	



**South Dakota Department of Social Services  
Pharmacotherapy Review  
Onmel<sup>®</sup>**

**I. Indication**

Onmel (itraconazole) is an azole antifungal indicated for the treatment of onychomycosis of the toenail caused by *Trichophyton rubrum* or *T. mentagrophytes*.

**II. Warnings and Precautions**

**Black Box Warning**

**WARNING: CONGESTIVE HEART FAILURE, CARDIAC  
EFFECTS AND DRUG INTERACTIONS**

*See full prescribing information for complete boxed warning.*

- **Do not administer for the treatment of onychomycosis in patients with evidence of ventricular dysfunction such as congestive heart failure (CHF) or a history of CHF.**
  - If signs or symptoms of congestive heart failure occur during administration, discontinue administration.
  - Negative inotropic effects were seen when itraconazole was administered intravenously to dogs and healthy human volunteers.
  
  - **Drug Interactions: Co-administration of certain drugs is contraindicated. See complete boxed warning.**
  - May increase plasma concentrations of drugs metabolized by the cytochrome P450 3A4 isoenzyme system (CYP3A4) pathway.
  - Serious cardiovascular events, including QT prolongation, torsades de pointes, ventricular tachycardia, cardiac arrest, and/or sudden death have occurred in patients using certain drugs. See complete boxed warning.
- 
- Cases of congestive heart failure (CHF), peripheral edema, and pulmonary edema have been reported with itraconazole administration among patients being treated for onychomycosis and/or systemic fungal infections.
  - Cardiac dysrhythmias
  - Cardiac disease
  - Hepatic effects
  - Calcium channel blockers
  - Neuropathy
  - Hearing loss

**III. Contraindications**

- Do not administer for the treatment of onychomycosis in patients with evidence of ventricular dysfunction such as CHF or a history of CHF.
- Do not administer for the treatment of onychomycosis to pregnant patients or to women contemplating pregnancy.
- Co-administration of cisapride, dofetilide, ergot alkaloids such as dihydroergotamine, ergotamine, ergometrine (ergonovine), and methylergometrine (methylergonovine); felodipine, levacetylmethadol (levomethadyl), lovastatin, methadone, oral

midazolam, nisoldipine, pimozide, quinidine, simvastatin, and triazolam with Onmel is contraindicated.

- Anaphylaxis and hypersensitivity have been reported with use of itraconazole.

#### **IV. Drug Interactions**

- Concomitant administration of ONMEL Tablets with certain drugs metabolized by the cytochrome P450 3A4 isoenzyme system (CYP3A4) or transported by P-glycoprotein may result in increased plasma concentrations of those drugs, leading to potentially serious and/or life-threatening adverse events.
- Drug Interactions with the following drugs or classes of drugs may occur: Antiarrhythmics, Anticonvulsants, Anti-HIV Agents, Antimycobacterials, Antineoplastics, Antipsychotics, Benzodiazepines, Calcium Channel Blockers, Gastric Acid Suppressors/Neutralizers, Gastrointestinal Motility Agents, HMG CoA-Reductase Inhibitors, Macrolide Antibiotics, Oral Hypoglycemic Agents, Polyenes, Opiate Analgesics. Not all drug interactions are included in Highlights. See Full Prescribing Information for complete listing.

#### **V. Adverse Reactions**

- Most common adverse reactions observed in the treatment phase of the onychomycosis clinical trial (>1%) are upper respiratory tract infections, increased hepatic enzymes, hypoacusis, headache, abdominal pain, diarrhea, nausea, fatigue, arrhythmia, cough, sore throat and back pain.
- Itraconazole has been associated with rare cases of serious hepatotoxicity, including liver failure and death.

#### **VI. Dosage and Administration**

Onychomycosis of the toenail: recommended dose is 200mg once daily for 12 consecutive weeks.

#### **VII. Cost**

The cost of Onmel is approximately \$30 per tablet.

## Reference

1. Onmel<sup>®</sup> [prescribing information]. Greensboro, NC. Merz Pharmaceuticals, LLC; November 2012.



**South Dakota Department of Social Services**  
**Pharmacotherapy Review**  
**Giazo<sup>®</sup>**

**I. Indication**

Giazo (balsalazide disodium) is a locally acting aminosalicylate indicated for the treatment of mildly to moderately active ulcerative colitis in male patients 18 years of age and older.

**II. Warnings and Precautions**

- Exacerbation of the symptoms of ulcerative colitis was reported. Observe patients closely for worsening of these symptoms while on treatment.
- Renal impairment may occur. Assess renal function at the beginning of treatment and periodically during treatment.
- Use with caution with pre-existing liver disease.

**III. Contraindications**

Giazo is contraindicated in patients with hypersensitivity to salicylates or to any of the components of Giazo tablets or balsalazide metabolites.

**IV. Adverse Reactions**

Most common adverse reactions (incidence  $\geq 2\%$ ) in male ulcerative colitis patients are anemia, diarrhea, pharyngolaryngeal pain, and urinary tract infection.

**V. Dosage and Administration**

Three 1.1g Giazo tablets 2 times a day (6.6 g/day) with or without food for up to 8 weeks.

**VI. Cost**

Giazo costs approximately \$4.50 per tablet.

## Reference

1. Giazio<sup>®</sup> [prescribing information]. Raleigh, NC. Salix Pharmaceuticals, Inc.; June 2012.

**South Dakota Department of Social Services  
Pharmacotherapy Review  
Delzicol<sup>®</sup>**

**I. Indication**

Delzicol (mesalamine) is an aminosalicylate indicated for the treatment of mildly to moderately active ulcerative colitis and for the maintenance of remission of ulcerative colitis.

**II. Warnings and Precautions**

- Renal impairment may occur. Assess renal function at the beginning of treatment and periodically during treatment.
- Mesalamine-induced acute intolerance syndrome has been reported. Observe patients closely for worsening of these symptoms while on treatment.
- Use caution when treating patients who are hypersensitive to sulfasalazine.
- Mesalamine-induced cardiac hypersensitivity reactions (myocarditis and pericarditis) have been reported.
- Hepatic failure has been reported in patients with pre-existing liver disease. Use caution when treating patients with liver disease.
- Upper gastrointestinal (GI) tract obstruction may delay onset of action.

**III. Contraindications**

Delzicol is contraindicated in patients with known hypersensitivity to salicylates or aminosalicylates or to any of the ingredients of Delzicol.

**IV. Adverse Reactions**

The most common adverse reactions (observed in  $\geq 5\%$  of patients) were abdominal pain, eructation, pain, headache, back pain, diarrhea, rash, dyspepsia, rhinitis, flu syndrome, asthenia, flatulence, vomiting, fever, arthralgia, constipation, and gastrointestinal bleeding.

**V. Drug Interactions**

- Nephrotoxic agents including NSAIDs (renal reactions)
- Azathioprine or 6-mercaptopurine (blood disorders)

**VI. Dosage and Administration**

- For the treatment of mildly to moderately active ulcerative colitis, 800mg three times daily.
- For the maintenance of remission of ulcerative colitis, 1.6g daily, in divided doses.
- Swallow whole without cutting, breaking, or chewing.
- Dose at least 1 h before or 2 h after a meal.
- Two Delzicol 400mg capsules have not been shown to be bioequivalent to one Asacol HD delayed-release 800mg tablet.

**VII. Utilization**

<b>Delzicol Utilization</b>			
<b>04/22/12 - 04/30/13</b>			
<b>Label Name</b>	<b>Rx Num</b>	<b>Total Reimb Amt</b>	<b>Avg Cost per Script</b>
DELZICOL DR 400 MG CAPSULE	3	\$1,603.25	\$534.42
<b>Total recipients 3</b>	<b>3</b>	<b>\$1,603.25</b>	

Reference

1. Delzicol<sup>®</sup> [prescribing information]. Rockaway, NJ. Warner Chilcott (US), LLC; February 2013.

**South Dakota Department of Social Services**  
**Pharmacotherapy Review**  
**Diclegis<sup>®</sup>**

**I. Indication**

Diclegis is a fixed dose combination drug of doxylamine succinate (antihistamine) and pyridoxine hydrochloride (vitamin B6 analog) indicated for the treatment of nausea and vomiting of pregnancy in women who do not respond to conservative management.

**II. Warnings and Precautions**

- Avoid engaging in activities requiring complete mental alertness, such as driving or operating heavy machinery.
- Concurrent use with alcohol or other CNS depressants is not recommended.
- Use with caution in patients with asthma, increased intraocular pressure, narrow angle glaucoma, stenosing peptic ulcer, pyloroduodenal obstruction and urinary bladder-neck obstruction.

**III. Contraindications**

- Known hypersensitivity to doxylamine succinate, other ethanolamine derivative antihistamines, pyridoxine hydrochloride or any inactive ingredient in the formulation.
- Monoamine oxidase (MAO) inhibitors.

**IV. Drug Interactions**

- Severe drowsiness can occur when used in combination with alcohol or other sedating medications.

**V. Adverse Reactions**

The most common adverse reaction with Diclegis ( $\geq 5\%$  and exceeding the rate in placebo) is somnolence.

**VI. Dosage and Administration**

Take two tablets daily at bedtime. If symptoms are not adequately controlled, the dose can be increased to a maximum recommended dose of four tablets daily (one in the morning, one mid-afternoon and two at bedtime).

**VII. Cost**

Diclegis costs approximately \$5 per tablet.

## Reference

1. Diclegis<sup>®</sup> [prescribing information]. Bryn Mawr, PA. Duchesnay USA, Inc.; April 2013.